

Easy-To-Type  
Programs  
for XE  
XL  
800

# Antic®

The **ATARI** Resource


U.S.A. \$3.95 CANADA \$4.95  
AUGUST 1989  
VOLUME 8, NUMBER 4

## "Mapping the Atari" Returns!

*Exclusive serialization  
of Ian Chadwick's  
reference classic*

**Customer  
List  
Database**

**New  
Atari  
Game  
Cartridges**  
*11 Reviews*





# American Techna-Vision

For Orders Only - 1-800-551-9995  
CA. Orders / Information 415-352-3787

- No surcharge for VISA/MasterCard
- Your card is not charged until we ship

## SPINNAKER

EDUCATIONAL CARTRIDGES  
Cartridges work with all Atari 8-bit Computers

- Kindercomp
  - Delta Drawing
  - Fraction Fever
  - Story Machine
  - Alphabet Zoo
  - Alf in the Color Caves
- \$875<sup>ea.</sup>**

## 1050 MECHANISM

Factory fresh TANDON mechs. make difficult repairs a snap. Units are complete with Head, Stepper, Spindle motor, belt etc. Just plug in, no difficult alignments or adjustments required.

**\$4750**

## POWER PACKS

Exact replacement transformer for 800/400, 1050 810, 1200XL, 850, XF551 & 1020 units. Part #CO17945.

**\$1450**

## XL/XE SUPPLY

Power Pak for 800XL 600XL 130XE, 65XE & XE Game.

**\$2500**

## HOT DISK TITLES

- Video Title Shop
  - ChessMaster 2000
  - Alternate Reality the City
  - Alternate Reality Dungeon
  - Tomahawk (64K)
  - Bismark
  - 221-B Baker St.
- \$1250<sup>ea.</sup>**

## VISICALC SPREADSHEET

Unleash the computing power of your 8 bit Atari with Visicalc. Compute everything from home finances to high powered financial projections. Hundreds of uses.

**\$1995**  
DISK

## THE BOOKKEEPER AND CX85 KEYPAD

You get both Atari's 8 bit professional bookkeeping system and the handy CX85 numeric keypad for one low price. Packages factory sealed.

**\$1995**  
4 DISK SET

## WORD PROCESSORS

- Bank Street Writer Disk..... \$17.50
- Cut & Paste Disk..... \$17.50
- AtariWriter Cartridge..... \$29.95

## DATA BASE

Data Perfect by LJK is a high-powered general purpose data-base for use in dozens of applications. Create your own mailing lists, business data base, etc..... \$CALL

## XL 40 PIN LSI CHIP SET

A Complete set of 40 Pin Large Scale Integrated Circuits for your 800XL, 600XL or 1200XL computer.

Great for quick repairs! Set contains one each of the following: CPU, GTIA, ANTIC, PIA AND POKEY.

**\$1695**

## KEYBOARDS

New and complete subassembly. Easy internal replacement.

- 130XE/65XE..... \$35.00
- 800..... \$40.00
- 800XL..... \$29.50
- 400..... \$12.50

## 800 4 PIECE BOARD SET

Includes Main Board, Power Supply Assembly, CPU Module and 10K Revision B Operating System Module. All boards are new, tested and complete with all components..... \$28.50

## 800/400 MODULES

NEW PARTS COMPLETE WITH IC'S

- CX853 16K RAM MODULE..... \$9.50
- 800 MAIN (MOTHER) BOARD..... \$9.50
- 800/400 CPU Module with GTIA..... \$9.50
- 800 10K "B" O.S. MODULE..... \$9.50
- 400 MAIN (MOTHER) BOARD..... \$9.50
- 400 POWER SUPPLY BOARD..... \$9.50
- 800 POWER SUPPLY BOARD..... \$14.50

## INTEGRATED CIRCUITS

- CO14795..... \$4.50
- CO14805..... \$4.50
- CO12296..... \$4.50
- CO10745..... \$4.50
- CO14377..... \$4.50
- CO60472..... \$4.50
- CO12298..... \$4.50
- CO12399B..... \$4.50
- CO12499B..... \$4.50
- CO14599B..... \$4.50
- CO14806..... \$4.50
- CO10750..... \$6.50
- CO10444..... \$8.50
- CO12294..... \$9.50
- CO21697..... \$15.00
- CO61991..... \$15.00
- CO61598..... \$20.00
- CO61618..... \$20.00
- CO24947..... \$15.00

## 1050 IC'S

- U7 - 6532..... \$6.50
  - U8 - 6810..... \$4.50
  - U9 - 6507..... \$4.50
  - U10 ROM..... \$19.50
  - U13 2793..... \$19.50
  - U5 LM2917..... \$8.50
- All other 1050 IC's \$3.75 each  
Specify by Socket#

## 850 INTERFACE

12 Piece Chip set. Includes all plug in IC's except ROM. Replacement fixes vast majority of 850 failures..... \$19.50

## REPAIR MANUALS

SAMS Service Manuals for the following units contain schematics, parts listings, labelled photographs showing the location of checkpoints and more! A special section gives oscilloscope and logic probe readings allowing you to narrow the malfunction down to a specific chip or transistor!

800, 800XL, 130XE, 400, 1025 and 1050..... \$19.50 each

520ST Service Manual..... \$37.50

## MISCELLANEOUS

- 1027 INK ROLLER..... \$6.50
- 13 Pin Serial I/O Cable..... \$5.95
- ACE Joystick..... \$7.95
- 800XL RF Modulator..... \$9.50
- 1050 Track 0 Sensor..... \$8.50
- 2793 1050 Controller IC..... \$19.50
- U.S. Doubler..... \$29.95
- SPARTADOS Tool-Kit..... \$32.95
- Paddle Controllers (Pair)..... \$6.50
- 400 3 Piece Board Set..... \$19.50
- Fastchip for 800/400..... \$15.50
- Rambo XL w/o RAM IC's..... \$39.95
- 850 or PR Modem Cable..... \$14.50
- 850 or PR Printer Cable..... \$14.50
- Printer Interface..... \$39.95
- I/O 13 Pin PC connector..... \$4.50
- I/O 13 Pin Cable end plug..... \$4.50
- ST 6" Disk Drive Cable..... \$14.00
- ST Monitor Cable connector..... \$5.50
- ST Drive Cable plug end..... \$6.50
- 5 1/4" Drive Cable..... \$23.95

## COMPUTER BOOKS

- Atari Playground Workbook..... \$7.95
- HackerBook Tricks & Tips..... \$5.00
- Inside Atari Basic..... \$5.00
- Atari Basic Ref. manual..... \$5.00
- How to Atari 6502 Program..... \$5.00
- Write Your Own Games..... \$5.00
- Programmers Ref. Guide..... \$14.95
- Assembly Language Guide..... \$21.95
- XE Users Handbook..... \$21.95
- XL Users Handbook..... \$21.95
- Atari Basic Faster & Better..... \$22.95
- Your Atari Computer..... \$17.95

## SERIAL I/O CABLE

- High Quality, 13Pin..... \$5.95
- Special... 3 Cables for \$12.50

## MAC-65 CARTRIDGE

6502 Machine language Macro-Assembler. First class tool for serious programmers..... \$59.95

## ATARI 850 INTERFACE

Bare PC Board with parts list and crystal..... \$7.50

Board & all plug in IC's..... \$39.50

## PR: CONNECTION

Serial/Parallel Interface for connecting modems and printers..... \$65.00

## BASIC CARTRIDGE

Exact replacement for 800/400/1200XL..... \$15.00

## ANIMATION STATION

Graphics Design Tablet..... \$74.95  
Includes Design-Lab software.

## Cartridges for all 8 bit Atari computers

- POLE POSITION Cartridge..... \$15.00
- PAC-MAN Cartridge..... \$4.00
- DELUXE INVADERS Cartridge..... \$4.00
- JOURNEY TO THE PLANETS Cart..... \$4.00
- DONKEY KONG Cartridge..... \$5.00
- STAR RAIDERS Cartridge..... \$5.00
- MILLIPEDE Cartridge..... \$10.00
- CAVERNS OF MARS Cartridge..... \$14.50
- PENGU Cartridge..... \$15.00
- EASTERN FRONT Cartridge..... \$15.00
- ATARIWRITER Cartridge..... \$29.95
- TURMOIL Cartridge..... \$5.00
- CROSSFIRE Cartridge..... \$7.50
- SPRINGER Cartridge..... \$7.50
- LINKING LOGIC (Fisher-Price) Cart..... \$8.75
- ADVENTURE CREATOR Cartridge..... \$12.50
- ZONE RANGER Cartridge..... \$12.50
- SILICON WARRIOR Cartridge..... \$12.50
- MATH ENCOUNTER Cartridge..... \$12.50
- UP FOR GRABS Cartridge..... \$12.50
- PILOT LANGUAGE Package..... \$17.50
- SPARTADOS-X Cartridge..... \$59.95
- ACTION O.S.S. Cartridge..... \$59.95
- MAC-65 O.S.S. Cartridge..... \$59.95
- BASIC XE O.S.S. Cartridge..... \$59.95
- R-TIME 8 Cartridge..... \$56.95
- BASIC XL O.S.S. Cartridge..... \$49.95

## DISK TITLES

- VISICALC Spreadsheet..... \$19.95
- BOOKKEEPER & CX85 KEYPAD..... \$19.95
- MISSION ASCEND Disk..... \$4.95
- SPIDER MAN Disk..... \$4.95
- CRYSTAL RAIDER Disk..... \$4.95
- DISPATCH RIDER Disk..... \$4.95
- DAVID'S MIDNIGHT MAGIC Disk..... \$4.95
- ALIEN HUNTER Disk..... \$4.95
- HUMAN TORCH & THE THING..... \$5.00
- MUSICAL PILOT Ed. Disk..... \$5.00
- CONPUTATION Disk..... \$5.00
- MASTER CHESS Disk..... \$5.00
- SPEED KING Disk..... \$5.00
- LAST V-8 Disk..... \$5.00
- CHAMBERS OF ZORP Disk..... \$5.00
- PATHFINDER Disk..... \$5.00
- MATCH RACER Disk..... \$5.00
- WOMBATS 1 Adventure Disk..... \$5.00
- NINJA Disk..... \$7.50
- ELECTRA-GLIDE Disk..... \$7.50
- SPORTS SPECTACULAR Disk..... \$7.50
- THE GAMBLER Disk..... \$7.50
- STRATOS Disk..... \$7.50
- FUN IN NUMBERS Disk..... \$7.50
- MIND MAZES (Educational)..... \$7.50
- MONEY TOOLS (Financial Utility)..... \$9.95
- DIG DUG Disk..... \$9.95
- REPTON Disk..... \$9.95
- REAR GUARD Disk..... \$9.95
- TECHNA-COLOR DREAM Disk..... \$9.95
- FREAKY FACTORY Disk..... \$9.95
- LASER HAWK Disk..... \$9.95
- ROCKET REPAIRMAN Disk..... \$9.95
- CESTE LA VE Disk..... \$9.95
- WOMPER STOMPER Disk..... \$9.95
- OLIN EMERALD (Jr., Adv.)..... \$9.95
- MOVIE MAKER (Graphics)..... \$9.95
- FINANCIAL COOKBOOK..... \$9.95
- SONG WRITER..... \$9.95
- COUNTING & ADDING with Tink..... \$9.95
- CHESSMASTER 2000..... \$12.50
- GRANDMA'S HOUSE (Educational)..... \$12.50
- DROPZONE Disk..... \$12.50
- CASTLE WOLFENSTEIN Disk..... \$12.50
- BEYOND CASTLE WOLFENSTEIN..... \$12.50
- ALI-ANTS Disk..... \$12.50
- MOUSE QUEST Disk (64K)..... \$12.50
- ELECTRONIC DRUMMER Disk..... \$12.50
- STOCK MARKET Game..... \$12.50
- PIRATES OF THE BARBARY COAST..... \$12.50
- NICKERBOCKER Disk..... \$12.50
- BOULDER DASH Construction Set..... \$14.95
- MIDWAY BATTLES War Game..... \$14.95
- MOONMIST (Infocom Adventure)..... \$14.95
- MIND SHADOW Adventure 64K..... \$14.95
- HACKER Adventure..... \$14.95
- SEA STALKER Adventure..... \$14.95
- STATION FALL Adventure..... \$14.95
- HOLLYWOOD HIJINKS Adventure..... \$14.95
- LURKING HORROR Adventure..... \$14.95
- SSI 50 MISSION CRUSH..... \$14.95
- SSI BATTALION COMMANDER..... \$14.95
- SSI PANZER GRENADIER..... \$14.95
- SSI FIELD OF FIRE..... \$14.95
- SSI GEMSTONE WARRIOR..... \$14.95
- MASTERTYPE (Typing Tutor)..... \$15.00
- BANK STREET WRITER..... \$17.50
- CUT & PASTE W.P. Disk..... \$17.50
- SPARTADOS CONST. SET..... \$39.50

## DATASOFT DISKS

- VIDEO TITLE SHOP..... \$12.50
- ALTERNATE REALITY (The City)..... \$12.50
- ALTERNATE REALITY The Dungeon..... \$12.50
- ZORPO Disk..... \$9.95
- SARACEN Disk..... \$9.95
- CROSSCHECK Disk..... \$9.95
- GUNSLINGER Disk (64K)..... \$9.95
- TOMAHAWK Helicopter Game 64K..... \$12.50
- THEATER EUROPE War Game..... \$12.50
- BRUCE LEE Disk..... \$12.50
- MERCENARY Disk..... \$12.50
- THE GOONIES Disk..... \$12.50
- CONAN Disk..... \$12.50
- NEVER ENDING STORY (64K)..... \$12.50
- 221 BAKER STREET (64K)..... \$12.50

CALL TOLL FREE  
1-800-551-9995

IN CALIF. OR OUTSIDE U.S.

CALL 415-352-3787

## AMERICAN TECHNA-VISION

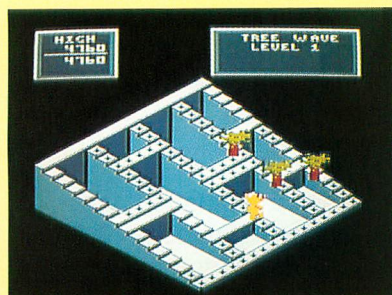


Mail Order: 15338 Inverness St., San Leandro, Ca. 94579

Sales Office: 2098 Pike Ave., San Leandro, Ca. 94577

Terms: NO MINIMUM ORDER. We accept money orders, personal checks or C.O.D.s. VISA, MasterCard okay. Credit cards restricted to orders over \$18.50. No personal checks on C.O.D. - Shipping: \$4.00 shipping and handling on orders under \$150.00. Add \$2.75 for C.O.D. orders. In Canada total \$6.00 for shipping and handling. Foreign shipping extra. Calif. residents include 7% sales tax. All products new and guaranteed. All sales final.

Prices subject to change without notice. Send SASE for free price list. Atari is a reg. trademark of Atari Corp.





**Carnival of Cartridges**  
Page 28

## FEATURES

AUGUST 1989, VOL. 8, NO. 4

- 12 **VRENAME** by Doug White  
BASIC variable renaming tool. . . . . *Type-in Software 39*
- 15 **HI-RES PT AND GET** by Brad Timmins  
Animation without Player/Missiles. . . . . *Type-in Software 38*
- 20 **SUPERHOP ACTION!** by Douglas Skrecky  
Faster fractals grow in your Atari. . . . . *Type-in Software 37*
- 22 **MAPPING THE ATARI** by Ian Chadwick  
Exclusive! Antic brings back the classic 8-bit reference book.
- 28 **CARNIVAL OF CARTRIDGES** reviewed by David Plotkin  
Food Fight, Karateka and lots more hits.

## DEPARTMENTS

### **SUPER DISK BONUS**

- 7 **ATAR-I CHING** by Patrick Harvey  
The Computer of Changes foretells your fate.

### FEATURE APPLICATION

- 8 **CUSTOMER LIST MANAGER** by Thomas Andrews  
Much more than a phonebook. . . . . *Type-in Software 34*

### GAME OF THE MONTH

- 17 **GOOD KING ZURP** by Frank Martone  
The great pasta sauce chase. . . Don't ask! . . . . . *Type-in Software 40*

## SOFTWARE LIBRARY 5 Easy-To-Type 8-Bit Listings

### 33 TYPO II, SPECIAL ATARI CHARACTERS

- |              |                     |
|--------------|---------------------|
| 5 I/O BOARD  | 44 CLASSIFIED ADS   |
| 43 TECH TIPS | 45 ADVERTISERS LIST |



# Get Clicking With Your Atari ST!

Subscribe to START magazine with disk



**PROGRAMMING**

Tutorials on START Disk brings the expertise of top ST programmers right into your computer.

**UTILITIES**

Manage the power of your ST, and make your computing more enjoyable with utilities on START disks.

**GRAPHICS**

Outstanding animation and graphics from the best ST artists around, from START Disk right on to your screen.

**GAMES**

Stimulate your imagination and your reflexes with games on START Disk! How-to tutorials show you how to write your own pulse-pounding games.

**Subscribe Today, call 1-800-234-7001**

Use your Visa or MasterCard



# Antic

James Capparell  
Publisher

John Taggart  
Associate Publisher

## EDITORIAL

Nat Friedland  
Editor

Carolyn Cushman  
Assistant Editor

Marta Deike  
Editorial Coordinator

## ART

Kathleen McKeown  
Creative Services Director

Jim Warner  
Art Director

Dwight Been  
Associate Art Director

Marianne Dresser  
Design Production Assistant

Georgia Salkov  
Photo Editor and Cover Photography

Julianne Ososke  
Production Manager

Kate Murphy  
Advertising Production Coordinator

## CIRCULATION

Manny Sawit  
Director

Amber Lewis  
Subscription Coordinator

Ann Dunlap  
Retail Sales

Dennis Swan  
Distribution Coordinator  
(415) 957-0886

## ADVERTISING

Marketing Manager  
Diane Van Arsdall

Eastern Sales Representatives  
Denny Riley

Western Sales Representative  
Austin Holian  
(415) 957-0886

## ANTIC PUBLISHING, INC.

James Capparell  
President and Chairman of the Board

Donald F. Richard  
Richard D. Capparella  
Directors

Lee Isgur  
Advisor to the Board

John Taggart  
Vice President

John Cady  
Controller

GENERAL OFFICES  
(415) 957-0886

544 Second Street, San Francisco, CA 94107

Credit Card Subscription and Catalog Orders  
(800) 234-7001, Visa or MasterCard Only

## SUBSCRIPTION CUSTOMER SERVICE

(415) 372-6002

Antic, P.O. Box 1569, Martinez, CA 94553

## I/O BOARD

### BERSERK

I'm trying to use BSRk from the August 1988 Antic Disk, and it seems to have wrong and missing commands. The first problem was that the program would load only partially into the BSR Controller, then stop and lock up. Then the asterisks were not showing the correct days of the week in use. I seem to have corrected this problem by changing the (X-1) to (X-1)-.1 in line 6610.

Also, the program isn't sending the code to turn the appliance modules on and off, although the program seems to turn the lamps on and off all right.

Ed Sacks

Garden Grove, CA

*As it says in the BSRk article, don't run the program from the monthly disk. Copy it to another disk, then follow the rest of the instructions on page 21 of that issue. Also, this program was tested with standard Atari BASIC, so don't use Turbo BASIC or BASIC XL/XE.*—ANTIC ED

### ANTIC REFRESHES

I want to activate the unused 4K block of memory on my Atari 800 (for my own programs, only, of course), but I don't know if the ANTIC chip refreshes over 48K. Can you help me?

Ralph Munoz

Los Angeles, CA

*There is no memory in that 4K block you can use—unless you have a memory upgrade that uses that area, in which case it will be refreshed.*—ANTIC ED.

### LAPTOP HOOKUP

How can I connect my Atari 800XL to my Tandy Model 200?

William Higginson, Jr.  
Mayfield, KY

*See Laptop-To-Atari Connection in the November 1987 Antic.*—ANTIC ED

### OVER-PROTECTED INDUS

I have an Indus GT disk drive for my 130XE. The drive seems to be stuck in protect mode. Unless I can find a way to bypass or disable the protect mode, I am unable to save anything to disk. A letter to Indus Systems was returned unopened. Can you help me?

Vinton Henderson

APO NY

*Future Systems Inc. does repair work on Indus drives. Their address is 21634 Lassen Street, Chatsworth, CA 91311. (818) 407-1647.*—ANTIC ED

### CHALKBOARD POWERPAD

In your October I/O board you had a reader who wanted to know where he could get the ChalkBoard PowerPad. We have several dozen units in stock priced at \$30 each. We also have Music Maestro and Bear Jam PowerPad cartridge/overlay software available at \$15 each. (The PowerPad is useless alone and requires a plastic overlay plus software.)

If any of your I/O Board readers could find the Micro Illustrator cartridge and overlay (ChalkBoard PowerPad version only!) they would have an excellent drawing pad due to the large drawing surface of the PowerPad.

Gail Maddox

American Techna-Vision  
15338 Inverness Street  
San Leandro, CA 94579  
(415) 352-3787

*Antic welcomes your feedback, but we regret that the large volume of mail makes it impossible for the Editors to reply to everyone. Although we do respond to as much reader correspondence as time permits, our highest priority must be to publish I/O answers to questions that are meaningful to a substantial number of readers.*

*Send letters to: Antic I/O Board, 544 Second Street, San Francisco, CA 94107.*



# NEW ARRIVALS

# NEW CARTRIDGES!

STAR RAIDERS  
E.T.  
DIG DUG

ASTEROIDS  
DEFENDER  
MISSILE COMMAND

GALAXIAN  
FACE MAKER

## 1020 COLOR PRINTER PLOTTER

Complete with:  
• 2 Pen Sets  
• 1 Roll Paper  
• Power Supply & Cable  
EXTRA PEN SETS .....

**\$14.98**  
Brand New  
\$ .89 (Black)  
\$3.98 (Color)

## 1200XL 64K COMPUTER

w/PAC-MAN

**\$49.**  
Reconditioned

## 1027 PRINTER

• 80 Column  
• Direct Connect  
• Letter Quality

**\$79.**  
Brand New

## 1050 DISK DRIVE

**\$169.**  
Reconditioned

## 800 BOARDS

• Mother • CPU YOUR CHOICE  
• Power • ROM **\$8.98**  
Brand New

8Bit I/O Cable . **\$4.98**

850 Interface **\$79.98**  
Serial, parallel Reconditioned

810 DRIVES **\$129.**  
Reconditioned

BASIC TUTOR **\$4.98**  
4 BOOKS

5.25" DISKS 20 CENTS EA.\*  
QTY. PRICE  
10 ..... \$4.00  
100 .... \$29.95  
\*1000 .... \$200  
MAJORITY ARE UNNOTCHED  
CONTAINING OLD SOFTWARE

**NEW**  
DOS XE .. **\$9.95**

DOS 2.5 w/manual .. **\$4.98**

1010 Tape drive ..... \$29.  
10' Joystick ext. .... \$ .99  
Trackball ..... \$9.95

## ATTN. DEALERS PAC-MAN

Case of 120

**\$69.**

800 48K COMPUTER  
w/PAC-MAN **\$69.95**  
Reconditioned

1025 PRINTER  
• 80 Column  
• Dot Matrix  
• Friction/Tractor  
• Direct Connect **\$79.98**  
Reconditioned

## CARTRIDGES FOR 800, XL, XE

BASIC CARTRIDGE .....	\$4.95	MATH ENCOUNTER .....	\$7.98	DEFENDER .....	\$14.95	BALLBLAZER .....	\$19.98
BASIC TUTOR (4 BOOKS) .....	\$4.95	DANCE FANTASY .....	\$8.98	ROBOTRON .....	\$19.98	BLUE MAX .....	\$19.98
TURMOIL .....	\$4.95	LOGIC LEVELS .....	\$8.98	TENNIS .....	\$19.98	STAR RAIDERS II .....	\$19.98
PAC-MAN (no box) .....	\$4.95	MEMORY MANOR .....	\$8.98	FINAL LEGACY .....	\$19.98	DAVID'S MIDNIGHT MAGIC .....	\$19.98
DONKEY KONG (no box) .....	\$4.95	LINKING LOGIC .....	\$8.98	MARIO BROS. ....	\$19.98	ARCHON .....	\$19.98
GOLF (400,800) .....	\$4.95	CHICKEN .....	\$8.98	DONKEY KONG JR. ....	\$19.98	KARATEKA .....	\$19.98
DEMON ATTACK (400,800) .....	\$4.95	CLAIM JUMPER .....	\$8.98	JUNGLE HUNT .....	\$19.98	CHOPFLIFTER .....	\$19.98
DELUXE INVADERS .....	\$4.95	DELTA DRAWING .....	\$8.98	MOON PATROL .....	\$19.98	GATO .....	\$24.98
JOURNEY TO THE PLANETS .....	\$4.95	HEY DIDDLE DIDDLE .....	\$8.98	BATTLEZONE .....	\$19.98	ACE OF ACES .....	\$24.98
STAR RAIDERS .....	\$4.95	SLIME (400/800) .....	\$8.98	FOOD FIGHT .....	\$19.98	LODE RUNNER .....	\$24.98
MISSILE COMMAND .....	\$4.95	ALPHABET ZOO .....	\$8.98	HARDBALL .....	\$19.98	BARNYARD BLASTER (gun req.) ..	\$24.98
ASTEROIDS .....	\$4.95	ALF .....	\$8.98	FIGHT NIGHT .....	\$19.98	DARK CHAMBERS .....	\$29.98
GALAXIAN .....	\$4.95	ADVENTURE CREATOR ..	\$8.98	ONE ON ONE BASKETBALL ..	\$19.98	AIRBALL .....	\$29.98
DEFENDER .....	\$4.95	DIG DUG .....	\$14.95	DESERT FALCON .....	\$19.98	SUMMER GAMES .....	\$29.98
E.T. ....	\$4.95	SKY WRITER .....	\$14.95	NECROMANCER .....	\$19.98	CROSSBOW (gun req.) ..	\$29.98
FACE MAKER .....	\$4.95	FOOTBALL .....	\$14.95	RESCUE ON FRACTALUS .....	\$19.98	CRIME BUSTERS (gun req.) .....	\$29.98

## DISK SOFTWARE FOR 800, XL, XE

DAVID'S MIDNIGHT MAGIC ....	\$4.98	CRYSTAL RAIDER .....	\$4.98	PREPPIE II .....	\$4.98	PIRATE ADVENTURE .....	\$4.98
ZORRO .....	\$4.98	DESPATCH RIDER .....	\$4.98	THE COUNT .....	\$4.98	SECRET MISSION .....	\$4.98
BANDITS (48K 400,800) .....	\$4.98	MISSION ASTEROID .....	\$4.98	DISK 50 (50 GAMES) .....	\$4.98	VOODOO CASTLE .....	\$4.98
PROTECTOR II .....	\$4.98	SPIDERMAN .....	\$4.98	FREAKY FACTORY .....	\$4.98	TECHNICOLOR DREAM .....	\$4.98
CLAIM JUMPER .....	\$4.98	HULK .....	\$4.98	LASER HAWK .....	\$4.98	STRANGE ODYSSEY .....	\$4.98
SYNTREND .....	\$4.98	COMBAT .....	\$4.98	ROCKET REPAIRMAN .....	\$4.98	VISCALC .....	\$24.98
CROSSCHECK .....	\$4.98	PREPPIE I .....	\$4.98	ADVENTURELAND .....	\$4.98	BOOKKEEPER W/ num. keypad ..	\$29.98
MOLECULE MAN .....	\$4.98					GET RICH .....	\$29.98

## Astra

Double Density  
Dual Disk Drives  
(2 drives in 1 case)

**\$199.** *New!*

## Special buys on 8-BIT Hardware!

## SAN JOSE COMPUTER

T H E A T A R I S T O R E

Sunrise Plaza 640 Blossom Hill Rd. San Jose, CA 95123  
(408) 224-8575 • BBS (408) 224-9052

## Light Gun

For use with pistol  
games on 8-Bit systems

**\$34.98**

## Light Gun Package

Includes:  
• Light Gun  
• Crime Busters  
• Crossbow  
• Barnyard Blaster

**\$109.**

SHIPPING: ADD \$5.00 TO ALL ORDERS. AIR AND INTERNATIONAL SHIPPING EXTRA. THAT'S IT.  
WARRANTY: 90 DAY WARRANTY ON ALL ITEMS. TAX: CALIFORNIA RESIDENTS ADD 7% SALES TAX.  
PREPAYMENT: USE VISA, MASTERCARD, MONEY ORDER, CASHIER'S CHECK OR PERSONAL CHECK.  
PERSONAL CHECK MUST CLEAR PRIOR TO SHIPMENT. C.O.D.: CASH, CASHIER'S CHECK OR M.O. ONLY.  
Prices subject to change without notice. Brand and/or product names are trademarks or registered trademarks of their respective holders.  
Ad produced on an ATARI ST using Publishing Partner and printed on an ATARI SLM804 PostScript compatible laser printer.



# Atar-I Ching

*The Computer of Changes foretells your fate.* By Patrick Harvey

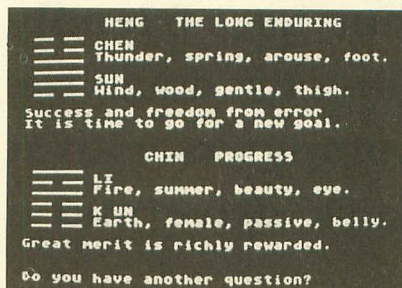

Let your faithful Atari "tell your fortune" and answer your questions about the future with this month's Super Disk Bonus, Atar-I Ching.

The I Ching is a most ancient Chinese fortune-telling system. In China its users have ranged from carnival fakes to generals and emperors. Its advice was used in everything from deciding what crop to plant to deciding military strategy.

Like many other traditional fortune-telling devices such as the Tarot cards, the I Ching is based on using "organized randomness" to try tapping into the underlying trends in the universe. Like most such devices, the key is in how you interpret the results, rather than the actual results themselves.

In one form of the I Ching, the user shakes numbered sticks in a container until one falls to the ground. Atar-I Ching simulates today's most widely used method—tossing three coins to create a set of lines. Depending on the number of coins that land with heads or tails up (ancient Chinese coins were inscribed on only one side and blank on the other) the line will be Yin, Yang, moving Yin or moving Yang. This is done six times to produce a "hexagram."

Yang lines are solid and Yin lines are broken. If there are any moving lines (all three coins are the same)



a second hexagram will be drawn by changing the moving lines.

## ASKING QUESTIONS

Atar-I Ching will wait for you to mentally form your question and achieve the properly blank, receptive state of mind. The BASIC file is on this month's Antic Disk as ICHING.BAS and can be started by selecting it from the main menu. Then "toss the coins" by pressing the [SPACEBAR] *three times*.

Using the Atari's random number generator, the coins are tossed to determine a hexagram. Like binary code, six lines of either yin or yang provide 64 distinct hexagrams.

Based on the text associated with each of the hexagrams and component trigrams, plus your own intuitive understanding of the question, you can develop a forecast of future events. As the I Ching texts tend to be very vague, this can require a lot of imagination.

Atar-I Ching is a colorful, atmospheric program written by Patrick Harvey of Mountain View, California. This is his first Antic publication and he's a computer engineer doing customer training for National Semiconductor's 32-bit microprocessors.

Admittedly, Atar-I Ching is not quite as long as most of the other Super Disk Bonus programs that appear in Antic. However, the listing does include many lines crammed with interpretive text, which would be particularly time-consuming to type.

Your August 1989 Antic Disk—featuring Atar-I Ching as well as every type-in program from this issue—will be shipped to you within 24 hours after your order is received. Just phone Toll-Free to the Antic Disk Desk at (800) 234-7001. The monthly disk is only \$5.95 (plus \$2 for shipping and handling) on your Visa or MasterCard. Or mail a \$5.95 check (plus \$2 shipping and handling) to Antic Disk Desk, 544 Second Street, San Francisco, CA 94107. **A**



# Customer List Manager

*Much more than a phonebook*

By Thomas Andrews

**Keep your important lists up-to-date with this powerful but user-friendly BASIC telephone/ mailing list database. Works on 8-bit Atari computers with at least 48K memory, disk drive and a printer.**

**M**y family operates a retail vegetable business on our farm in central New York. We have a series of lists of customers who make quantity purchases each year and wish to be informed when certain seasonal products become available.

When we call these customers we want to have some information at hand concerning each one's preferences and a history of recent orders to aid them in making this year's purchases. Customer List Manager lets us find this information with ease. It's much better than the method we used before our Atari 800 arrived—a spiral notebook.

Customer List Manager is a telephone/ mailing list/ database program. Each record contains a customer's name, phone number and address, along with the type of product they want, some notes on personal preferences and a five year history of past orders. Each list has a title and year attached to identify it.

The list can be displayed on the screen, printed on most 80-column printers, or output to a word processor file. Entries can be edited or deleted, and histories updated, in one easy operation, thanks to the program's sorting and selecting routines.

The records in each list (referred to as "items" within the program) can

be sorted on one or two levels. Subgroups of list records can be selected for processing under a search routine which allows use of a wildcard character in the search sequence. In case of disaster, the list can be reconstructed from the last editing operation or from the word processor file. All this—and it can be customized to better suit your own needs as well.

## GETTING STARTED

Type in Listing 1, MANAGER.BAS, and check it with TYPO II. Be sure to SAVE a copy before you RUN it. If you have trouble typing the special Atari characters in lines 50, 60, 65, 85, and 86, don't type them. Listing 2 will create these lines for you. Type in Listing 2, check it with TYPO II, and SAVE a copy.

When you RUN Listing 2 it will create a file containing these hard-to-type lines called LINES.LST. Merge this file into Listing 1 by typing LOAD "D:MANAGER.BAS" and then ENTER "D:LINES.LST". Be sure to SAVE the final version of the file.

If you have the Antic Monthly Disk, you should copy MANAGER.BAS to another disk before you try to use it,



since the program needs to be able to write files to disk. You can either copy the file from DOS using command C or O, or LOAD and SAVE the file from BASIC. Make sure the disk to which you copy MANAGER.BAS also contains DOS.

The program is menu driven and most operations are self-explanatory. When you first RUN the program the main menu will appear. If no list has been loaded, only options A (Start New List), C (Load List From Disk), and H (Change List Title) will operate.

Note that the [BREAK] key is NOT disabled. To return to the main menu after an accidental BREAK, type GOTO 100. Records in memory should remain intact!

## CUSTOMIZING LISTS

Customer List Manager uses a variable length field and record system to lower wasted memory space. Provisions have been made to limit the total list size to 19,000 characters and/or 100 records. This size allows the program and storage area to fit in a 48K Atari with standard DOS 2.5 configuration with about 1K bytes left over.

To change the maximum list length, change the value assigned to MAX in line 40. To change the maximum number of records, change the value of HUN in the same line. Remember that each record allowed uses seven bytes of bookkeeping overhead.

Each record has ten fields. The first five are labeled NAME, PHONE, ADDR., TYPE, and NOTES. These labels can be changed in line 90 by changing FNAME\$. Be sure to use no more than five characters, padded with spaces if shorter, and separate each label with a colon.

The last five fields contain the history of the last five years and the labels for these fields are determined by the year of the list. The maximum length of any field is 60 and the minimum is 1. Anything outside these limits will be either cut off or padded with a space.

Both upper and lower case characters are allowed in the list. Inverse characters are not allowed and will be changed to normal if they are used.

Menu selections D, E, and G (editing, saving, and printing) allow the operation to be performed on only part of the items on the list. Items are flagged for processing through the use of a search routine that uses the question mark (?) as a wildcard character.

As an example, a search of phone numbers using the sequence 5?5 will flag all items with two fives separated by any other character in the phone number field. Use all capital letters in the search sequence, and Customer List Manager will search for both upper and lower case.

To change the wildcard character, change the question mark in the machine language routine SRCH in line 60 to any character you wish. Keep in mind that the character used as a wildcard cannot be used as a regular character. DON'T change anything else in line 60 as this could cause your computer to lock up. Also change the screen prompt in line 15060 as a reminder that a different wildcard is in effect.

## EDITING

The editing option is quite simple. There are three editing modes—edit and update, edit only, and update only. Update means that the list year is incremented by 1, the oldest year of history is dropped, the remaining history is shifted, and a new year is added to the end of each record.

The update-only mode is completely automatic and all list items will be updated. A space is inserted for the new history year field as the new list is written to a special edit file on the disk. After the entire list has been updated, the old list will be cleared from memory and the new list is input from the edit file.

The Edit and Update mode allows you to enter information for the newly-added year. You can also change the contents of any of the

fields, or you can delete a whole item (or record) from the list. You must go through all of the items on the list in this mode. To edit, move the cursor to the desired line and change it to read as you like.

Because of the way the List Manager reads the list item from the screen, the INSERT and DELETE functions are disabled during editing, as is the clear screen command. When you have finished editing an item press [CONTROL] [A]. The item is read from the screen and placed in the edit file while Customer List Manager goes on to the next item.

To delete an item press [CONTROL] [D]. The item will not be sent to the edit file. (A last-chance "Are you sure?" question is asked before deletion is done.) If an item gets so messed up during editing that it would be easier to start over, press [ESC].

The edit-only mode allows the selection of part of the entries for processing. A menu comes up, letting you choose how much of your file you want to edit. If you decide to just edit some of the items (option B), you will be asked which field you want to use for the selection. Enter one, and you will then be prompted for the search sequence to use for a match. Remember, the ? character is the wildcard that matches any other character.

If you want to leave edit-only mode without editing all the items flagged for processing, press [CONTROL] [M]. The rest of the flagged items will be moved to the edit file on disk, with no changes. The program will load the new list from the disk, ready for any further operations.

In all modes, once the editing operation is done, the edit file is left on the disk as a backup file that can be recovered using main menu option I. Each time a list is edited the old edit file is replaced with a new one.

List sorting can be done on any two fields. The primary field is selected first, followed by the secondary. To sort on only one field, use the same one for both primary and secondary.



The sort routine is completely automatic once started.

## PRINTING

The print option assumes a generic, no frills, 80-column printer using continuous paper. Therefore, it ought to work on just about any printer you would connect to your Atari. It is not necessary to print the entire list if you only need part of the pages. Customer List Manager will print any individual page or group of pages, and as with editing, you may select to print only those records which contain a specified string in the chosen field.

If your printer has capabilities beyond the minimum supported here (and most do) you might wish to write a new printer routine to take advantage of them. But if you don't want to do this, the program will print a list to a disk file that most word processors should be able to use. You can then use your word processor to add any special touches you want before you print out.

Customer List Manager has the ability to reconstruct a list from the word processor file (without the formatting commands or any other changes), providing a second emergency backup system. Use menu option I.

You can't merge two lists with Customer List Manager, but you can merge files using your word processor. Load the two list files into the word processor one after the other. (Do *not* mix Customer List Manager word processor files with files saved with menu option E. They use a different format.)

Remove the list title and year from the second list and save the completed list on your disk. Load the combined list into Customer List Manager using menu option I. If the combined list is longer than the maximum allowed, the program will load as many records as will fit, then stop.

It has been my experience that most practical application programs cannot precisely fit the needs of all users, and databases are no exception.

That is why there are so many database programs out there—each user has different requirements.

Beyond changing field names and memory limits as discussed above, further changes would require more extensive rewriting of the program code. I have tried to program in a fairly modular, structured form to make this easier to do. If Customer List Manager does not suit your needs, study the listing and the instructions below, so you can adapt the database the way you want it.

## ABOUT THE PROGRAM

At the heart of Customer List Manager lies FIND, a machine language routine by Scott Sheck published in the December, 1984 *Antic*. The article, "Word Storage Space Saver," detailed an efficient method for storing strings of varying lengths.

As presented, FIND required that the strings be stored sequentially, un-padded with spaces, with the first character of each changed to inverse as a delimiter. The routine also required that an inverse character be appended to the end of the last field. Each string could be no longer than 255 characters.

FIND started at the beginning of a string and counted inverse characters until the desired field was encountered. FIND then determined the string position of the start and the length of the field.

This sequential access would be fine for most text adventures since FIND is quite fast. However, in the case of a search or sort operation where 100 or more calls to this routine are possible, or even likely, processing time mounts up quickly.

I added an index to the main storage area to provide pseudo-random access. The string position of the first character of each record is placed in a numerical array called LI. Now, if I want to examine the fifth field of record number 42, I use the contents of LI(42) as a starting point and go five fields from there. This provides very

fast access—nearly as fast as if I had used fixed-length fields and calculated the position—and is much less wasteful of RAM.

Since the FIND routine uses inverse characters as delimiters, it follows that inverse characters cannot be allowed in the middle of a field. This necessitates a routine that does a character by character check of the input field, changing the first character to inverse and the rest of the characters to normal.

Since a BASIC routine to do this would be quite slow, I wrote the machine language routine CHNGR to do it more quickly. The call for CHNGR is:

```
DMY=USR(CHNGR,ADR(FIELD$),  
LEN(FIELD$))
```

CHNGR is the address of the routine in memory that operates on the string FIELD\$.

The USR routine SRCH will examine any block of memory for an occurrence of a specified sequence of characters. The sequence may contain any combination of letters, numbers, and punctuation. Capital letters (normal video) are checked as both upper and lower case. All other characters are examined only in the case and video type actually specified. The call for SRCH is:

```
X=USR(SRCH,ADR(SEQ$),  
LEN(SEQ$),ADR(AREA$),  
LEN(AREA$))
```

SRCH is the address of the routine that attempts to find SEQ\$ in string AREA\$. A one is returned in X if the sequence is found anywhere in the search area, and a zero if the search was unsuccessful. The length of the sequence may vary from 1 to 255 characters. The search area can be any length from 1K to 64K.

## SORT ROUTINE

The sort routine uses an insertion sort on two levels. For those unfamiliar with the insertion sort, consider a file drawer that needs sorting. You start on either end and thumb through the folders one at a time un-



til you find one that is out of the proper sequence. You then check back through the folders you have just done until you find the proper position for the misplaced one.

Then, you shift the folders to make room and insert the one in question in the right spot and go back to where you left off. When you reach the end, the sort is done. This type of sort, while certainly not the fastest type available, has the advantage of being very fast if most of the items are already in order, as is usually the case with Customer List Manager. It is also nearly as easy to program in BASIC as the bubble sort and is usually faster.

It is important to note that I do not actually move the text of the list around during the sort—I change the order of the pointers to that text. The reason for this is simple: When I move a pointer, I only have to move six bytes. Since the size of each record (item) in a list can vary anywhere from

10 to 600 bytes, not only would I have to move more bytes, but I would have to determine the length of the record I have to move each time. It is easy to see which way is better.

The usual method used during an insertion sort with a numerical array is to shift the array elements one at a time as you are checking for proper position. In this sort, I wait until I have found the proper position and shift the elements in a block using a machine language block memory mover, SHIFT.

This routine is a little different than the usual block mover in that it is bilateral. Most routines, including the string functions of Atari BASIC, will not work for moving in both directions when the source and destination blocks overlap. SHIFT checks for the direction of the move and starts at the correct end of the block to properly shift it in that direction. The call for SHIFT is as follows:

DMY=USR(SHIFT,HERE,THERE,LENGTH)

SHIFT is the address of the routine, HERE is the address of the first byte of the source, THERE is the address of the first byte of the destination and LENGTH is the number of bytes to move.

To determine the address of the numerical array, I DIMensioned a string just before it, determined the address of that string with the ADR function, and added the DIMensioned length of the string to it. Each element of the array takes six bytes. (Remember that the first element of the array has a subscript of 0.) Since I do not use LI(0) in CLM, I added six more bytes to the base address for LI.

*Thomas Andrews has a degree in electrical engineering. He found his Atari 800, some software and 12 issues of Antic at a garage sale in 1985.*

*Listing on page 34*

**NEW HACK BACK Special OFFER**

The Alpha Systems HACK BACK contains all our finest products for making Back-up copies. Analyzing, Understanding and Protecting your Atari programs. It comes complete with Atari Protection Techniques (Book and Disk I), Advanced Protection Techniques (Book and Disk II), The Chipmunk, The Scanalyzer, The Impersonator and Disk Pack 1000. Worth over \$150. Get them all for the special price of **Just \$99.95**

**Atari Software Protection Techniques Vol I & II**

These Book and Disk packages detail the most advanced copy protection methods in use today. They guide you through the methods used to create the protection as well as the copying techniques to get around them. They include information on Phreaking • Hacking • On-line security • Black boxes • Self-destructing programs • Pirate bulletin board systems • Logic bombs • New piracy laws • Hardware data keys • Weak sectoring (Phantom, Fuzzy and unstable sectors) • Overfilled tracks • CRC errors • Bank Select cartridges and MUCH, MUCH MORE. The disks include automatic program protectors, Protection Scanners, directory hiding and more.

**BOOK I and DISK I \$24.95**  
**BOOK II (Advanced protection) and DISK II \$24.95**  
**Special Offer, Order both sets for Only \$39.95**

**CHIPMUNK**

Automatic Disk Back-Up System. Make perfectly running unprotected back-up copies of hundreds of the most popular Atari programs. Chipmunk's sophisticated programming Automatically finds and **REMOVES copy protection** from most Atari programs. Back-up even heavily protected programs with ease. Finally, a back-up system that needs no special hardware or skills.

(If you need a full list of what Chipmunk copies, call or write for our free catalog.) **\$34.95**

**Scanalyzer** Automatically scan & analyze commercial programs. Unlock programming secrets and learn from the masters **\$29.95**

**Impersonator** Cartridge to Disk back-up system. Create running back-up copies of any cartridge (up to 16K) **\$29.95**

## ATARI 8-BIT POWER

ALPHA SYSTEMS is constantly innovating to provide more power for your 8-bit Atari

**NEW PARROT II**

An All New Parrot sound digitizer for your Atari. Parrot II is a sophisticated new hardware device that plugs into your joystick port. Parrot II has two inputs. One for a microphone and one for a powered source such as a tape player, radio or Compact Disk.

The Powerful Parrot II software lets you record sounds into your computer and play them back on any Atari. Parrot II turns your computer's keyboard into a musical instrument with nine different sounds covering three octaves each. The sounds can be anything, a dogs bark, a piano, a complete drum set, a symphony or your own voice.

Parrot II lets you modify the sounds on a graphic display to create brand new sounds and special effects. Best of all, the sounds and voices can be put into your own programs that can be used on any standard Atari. Explore the world of digital sound and music. **ONLY \$59.95**

**Pre-Recorded Sound Disk** More pre-recorded sounds for Parrot **\$4.95**  
**PARROT II Demo Disk** (Does not require Parrot to run) **\$5.00**

**NEW POP-N-ROCKER**

a fast paced, multi-player trivia game that mixes questions with real songs (digitized)

with Parrot. Be the first to identify the songs and answer the music trivia questions. **Pop-N-Rocker** comes with three data disks and lets you add new questions so it will never get old. You can use a Parrot Sound digitizer to add new songs too! Use any kind of music from Rock to Classical to Nursery Rhymes. A new concept in entertainment and a perfect add-on for Parrot. **\$24.95**

**COMPUTEREYES & MAGNIPRINT II +**

Turn your computer into a digital portrait studio. This complete package lets you **capture, save & print** digital images from your **Video Camera, VCR or TV**. **COMPUTEREYES** hardware plugs directly into your joystick ports for easy use. Print your picture on a 6 foot poster. **\$119.95**

**ComputerEyes camera system**

Comes complete with everything above, plus a black and white video camera and connecting cable. **\$329.95**

**Graphics 9 Software** - Add a new dimension to your **COMPUTEREYES** pictures - captures images in 16 shades of grey. **\$42.00**

**Magniprint II +**

Easily the most powerful print program available today. Print graphics from almost any format in hundreds of shapes, sizes, and shades. Supports **color printing** and lets you create **giant posters**. Magniprint II + lets you stretch and squeeze, invert, add text, adjust shading and much more. Works with EPSON, NEC, Cihoh, Panasonic, Gemini, Star, XMM801, and compatible printers. (850 interface or equivalent required). **\$24.95**

**Graphics Transformer**

Now you can combine the most powerful features of all your graphics programs. Create print shop icons from a Koala pad picture, from a photo digitized with ComputerEyes, or any picture file. Graphics Transformer lets you **Shrink, Enlarge and Merge** pictures for unequalled flexibility. **\$22.95**

**YOUR ATARI COMES ALIVE**

**SAVE MONEY** Finally an alternative to buying expensive computer add-ons. Your Atari Comes Alive shows you how to **build them yourself**. This "How-To" **book and disk package** gives you complete step by step instructions and programs needed to build and control these exciting devices and MORE:

- Light Pen • Light & Motor Controllers • Alarm Systems • Voice Recognition • Environmental Sensors
- Data Decoders • More than 150 pages. **Your Atari Comes Alive \$24.95**

**24 HOUR HOTLINE 216-374-7469**

VISA & MASTERCARD, ORDER BY PHONE, OR SEND MONEY ORDER TO:

ALPHA SYSTEMS 1012 SKYLAND DRIVE MACEDONIA, OH 44056 FREE BONUS: DELUXE SPACE GAMES (3 games on a disk) Free with any order of 3 or more items. Include \$3.00 ship & hldg (US Canada) Ohio res. add 5 1/2% sales tax. Foreign orders add \$8.00 ship & hldg. Call or write for free catalog. Customer Service Line (216) 467-5665 M-F 9-3.



# ***VRename***

## ***BASIC variable renaming tool.***

By Doug White

**Clear up old BASIC programs and make your own programs more readable by renaming the variables with this handy BASIC utility. This BASIC program works on all 8-bit Atari computers of any memory size, with disk drive.**

**H**ave you ever gotten a BASIC program out of an old magazine or from a friend that was difficult to read because it had cryptic names for all of the variables? While Atari BASIC allows variable names up to 120 characters long, some of the more primitive BASIC interpreters on some computers allow a maximum of two characters for each variable name. If you didn't write the program how can you tell what names like R9, D\$, L2 and X\$ mean?

Or have you used a subroutine from an old program in a new BASIC program that you were writing? There'd be a good chance that some of the variables were not compatible between that subroutine and the rest of

the program. You had two choices—either change every occurrence of each problem variable name throughout the entire program, or else add program lines to assign needed data from the variable names that the program uses to the corresponding variable names that the subroutine uses.

The first solution is time-consuming. The second creates confusing "spaghetti code," since the same piece of data will have a different name depending upon where it is in the program.

To help you (and me) write understandable programs and decipher programs already owned, I have constructed a programming utility that will let you rename any or all of the variables in a BASIC program.

This programming tool is simple in theory but powerful in practice. VRename can be used on completed programs stored on disk. But it is primarily designed to let you modify the variable names of a program that you are currently writing. For this reason the utility does not change the margins, colors, or any other feature of the display that you may have customized for your own convenience.

### **GETTING STARTED**

Type in Listing 1, VRENAME.LST, check it with TYPO II. This utility will not work with SAVE and LOAD—so LIST a copy of it to disk *before* you use it the first time. The utility deletes itself from memory after it is finished, so once you RUN it



you'll have to retype the whole program if you don't have a copy safe on disk.

Rather than making up a useless test program for demonstration purposes, I've included a program that contains a Shellsort routine in lines 500-680 for sorting numbers stored in an array named A() into descending order. Type in Listing 2, SHELSORT.BAS, check it with TYPO II, and SAVE a copy to disk.

The Shellsort is much faster than the commonly used bubble sort. If you want to use it in your programs, just rename A() to whatever name your program uses. If you need the numbers sorted in ascending order, change the < character in line 620 to a > character.

## USING VRENAME.LST

Now you can RUN the Shellsort program to try it out. Then, with the sorting program still in memory, ENTER "D:VRENAME.LST:" and RUN it.

The first variable used in the sort program, A(), will be shown on the screen. To rename it, type [Y] and press [RETURN]. Now type in the new name and press [RETURN]. Since the variable A() is an array, your new array name must also end with a ( character. Type [Y] and press [RETURN] if the name is spelled correctly.

The next variable name will now be shown on the screen. If you don't want to rename it, just press [RETURN] and the following variable name will appear. This process will continue until the last variable name of the sort program has been displayed.

Now the program will prompt you for a name for the disk file in which you want to keep the modified program. For example, type in D:SHEL2, or if you don't need a permanent copy you could use D8:SHEL2 to store it to a RAMdisk.

After the utility finishes, it will delete itself from memory. Press [RE-

TURN] one more time to ENTER the modified program back into memory. Now if you LIST the program to the screen it contains the renamed variables. RUN the program and it will execute just as it did before.

## CHANGING YOUR OWN

VRename will work with almost any BASIC program, but your program *must* have line numbers greater than 0 and less than 31500. LOAD your program, then ENTER "D:VRENAME.LST" from disk. Then RUN the program, and rename variables as described above.

Be careful that you don't use reserved BASIC words (like LOAD, RUN, NEXT) as variable names. If you have a lot of variables, be sure you don't give different variables the same name by mistake. As always when modifying a program, it's a good idea to keep a backup copy on disk.

## HELPFUL HINTS

While you are typing in a program, you can use variable names that are short and easy to type. After you finish you can substitute longer, more descriptive names. Simpler variable names mean less typing, and will not only save you time but will probably reduce the number of typing errors that you make.

When your program is running properly, you can use my variable renaming utility to add descriptive names that use these characters without causing any problems.

## BASIC TOKENS

When you type in a program in Atari BASIC, the BASIC interpreter translates each program line into a line number and a series of string constants, floating-point constants, and tokens. Tokens are numbers that stand for each of the variables and BASIC commands in the program. The tokens are stored in a table called the statement table, which contains a "shorthand" version of the program. The tokenized version of the program

in the statement table takes up less space and executes much faster than the program would if it were still in the original ASCII form.

If the value of a token is less than 128, it represents one of the BASIC commands or BASIC operators. If a token value is greater than 128 it stands for one of the variables in the program. For example, if the program contains a SETCOLOR command, the statement table will contain a 48 which is the token value for this command. In similar fashion a variable name will be replaced by a one-byte token each time it appears in the statement table.

The characteristics of each of the variables are stored in three other system tables—the variable name table (VNT) which contains the variable names that correspond to each of the variable tokens; the variable value table (VVT) which indicates whether a variable is a string, an array, or a simple variable called a scalar; or the string and array table (START) which holds the contents of every string variable and the value of each element in every array variable in the program.

In the variable renaming utility we are primarily concerned with the VNT. After a program is stored in memory, BASIC works with the tokens, the VVT and the START and ignores the variable names for the most part. Only when you are manually entering a program, LISTing it, or ENTERing it from disk or cassette are you directly working with the individual variable names. The SAVE and LOAD commands access the system tables only as a continuous block of data, and are of no use in renaming the variables.

All of the BASIC system tables that I've mentioned change size and move around in memory as different BASIC processes occur. The BASIC interpreter keeps track of the location of each of the tables using pointers.

Pointers are memory locations that contain the addresses of tables and other important data that move



around in memory. While the address stored in a pointer may change, the pointer itself stays in the same place. The variable renaming utility uses two pointers called VNTP, which points to the beginning of the VNT, and VNTD, which points to the byte immediately following the end of the VNT.

## HOW IT WORKS

When you ENTER the utility from disk, it merges itself around your program. Your program must therefore have line numbers greater than 0 and less than 31500. The utility jumps from line 0 directly to line 31500 and does not execute the original program. The utility then reads each variable name out of the VNT and asks if you want to change that name. The old variable name or the new variable name (if you just changed it) is then stored in VARNAME\$.

The utility goes through all of the names in the VNT until it reaches VARNAME\$, the first variable of the utility itself. (If no names were changed, the utility terminates and both the program and the utility remain in memory.)

Now there is a complete updated list of all of the variable names stored in VARNAME\$. The utility puts the address of VARNAME\$ into VNTP to make BASIC look for variable names in VARNAME\$ instead of looking in the old table.

After you type in the name of the disk file where you want to store the modified version of your program, the utility LISTs lines 1-31499 (the original program) out to that disk file. As the program is being converted from tokens back into ASCII, the address in VNTP tells BASIC to read the updated names stored in VARNAME\$.

Finally the utility clears memory with a NEW command, which terminates the utility. Press the [RETURN] key and the modified program will be reentered into memory from the ASCII file now on disk.

An added benefit of LISTing and ENTERing your program to and from

disk is that it cleans up your program. Old unused variable names will be discarded. If your 800XL has Revision B BASIC ROM, 16 bytes of garbage are added to the end of your program each time you SAVE it to disk. Periodically LISTing the program to disk and ENTERing it removes this garbage. You have Revision B ROM if you PEEK(43234) and the result is 96.

## PROGRAM TAKE-APART

31514 VNT is assigned the address of the variable name table. VNT is incremented to keep track of the current character being read from the table.

31518-31530 Read each variable name.

31531-31598 Change a variable name and put the new name in VARNAME\$. If unchanged the old name is put in VARNAME\$.

31606-31614 Store the old variable name table pointers.

31618-31648 Make the variable name table pointers point to VARNAME\$.

31652-31688 LIST the modified program out to a disk file.

31690 NEW clears out user memory and resets the system table pointers.

31694-31706 TRAP routine. If an error occurs while LISTing the modified program to disk, the old VNT pointers are restored.

## SPECIAL CASES

As I mentioned earlier, this utility is designed to merge itself around a program that is currently in memory. With a dimensioned size of 2000 characters, VARNAME\$ will hold 128 names that average 15 characters in length, or 64 names that average 31 characters, or 32 names that average 63 characters, etc. If you have a particularly large program, both the program and the utility may not fit in available memory at the same time. If this occurs feel free to decrease the dimension of VARNAME\$.

Another problem might arise with

programs that use a lot of variable names. Atari BASIC limits you to 128 variables in one program. The renaming utility itself uses three string variables and 13 scalar variables.

$128 - (3 + 13) = 112$  VARIABLE NAMES

If your program uses more than 112 variables, ENTERing the utility may cause an error since the total number of variables exceeds 128.

First, try to localize the section of the program that contains the variables that you wish to rename. Rename the variables in that section. Then recombine the program section with the rest of the program.

If this process does not solve the problem, you will have to create a special version of the renaming utility which uses the same variable names as your program. Use the following procedure:

1. LIST your program to disk and type NEW to clear memory.
2. ENTER the utility into memory.
3. Delete line 31534.
4. Modify line 31680 to read: 31680 LIST NAME\$
5. Type RUN to run the utility on itself.
6. As each variable name is displayed, rename it to one of the variable names in your program.
7. When the utility is finished, ENTER the modified copy of the utility into memory
8. Modify line 31680 to read: 31680 LIST NAME\$,1,31499
9. LIST the modified utility back out to a disk file.

When you ENTER this specially tailored copy of the utility into memory with your program, BASIC will not have to add any new variables, since they already exist in your program. ▲

---

*Doug White of Arlington, Texas uses his 1200XL as an aid in designing and testing loudspeakers. His article Equivalence appeared in the February 1989 Antic.*

*Listing on page 39*



# Hi-Res PUT and GET

## *Animation without Player/Missiles.*


By Brad Timmins

**Here's a different way to create colorful objects that move smoothly around your computer screen. This BASIC demo program includes the handy PUT-GET machine language routine for use in your own programs. It works on all 8-bit Atari computers of any memory size, with disk or cassette.**

Creating colorful objects that move smoothly around your computer screen can be one of the most satisfying and eye-popping effects your Atari has to offer. Player/Missile graphics were specifically designed for this purpose, but P/M graphics have their limitations. First, you can only have a maximum of five players (objects) on the screen at once. Each player can only be eight resolution-lines wide. Also, you are limited to one color per player.

Hi-Res PUT and GET overcomes these limitations by allowing you to take a "snapshot" of any rectangular section of the screen and store it in memory. Then you retrieve the image, and reposition it on screen.

For example, if you wanted to move a box smoothly across the screen, you



would start by drawing the box using PLOT and DRAWTO commands. Then, using the PUT and GET routine, save to memory the portion of the screen where you drew the box. And finally, put the image back on the screen shifted over by one pixel from the previous image.

Cycling through this procedure will create the illusion of smooth motion.

You can also cycle through changing images to give the illusion of animation.

### GETTING STARTED

To see the routine in action, type in Listing 1, PUTGET.BAS, and check it with TYPO II. Be sure to SAVE a copy before you RUN it. This demonstration program will draw an object and move it smoothly around the screen.

PUT and GET works with all high-resolution graphics modes (3-11). It also supports ANTIC modes E and D. ANTIC E is the so-called 7 1/2 graphics mode. This mode offers fine resolution and four colors to work with. ANTIC E is available on the XL/XE computers as Graphics 15.

ANTIC D has greater resolution than ANTIC E but only allows one color. This mode is available on XL/XE computers as Graphics 14. Atari 400/800 users must set up a special Display List to access these modes. PUT and GET does not support any text modes.

### USING THE ROUTINE

PUT and GET is written in machine language for maximum speed. It is called by the USR statement:

```
X=USR(1536,XSTART,YSTART,
XWIDTH,YLENGTH,STORAGE,
GRAPHICS MODE,COMMAND)
```

XSTART and YSTART are the upper left corner of the rectangular section of screen you want to work with.



XWIDTH and YLENGTH define the size of the rectangle. XWIDTH defines the width of the rectangle. YLENGTH defines the length of the rectangle. Both can range from zero to the maximum coordinate value for the graphics mode you're in. For speed purposes, PUT and GET does not check for boundary errors, so be careful.

STORAGE is the area of memory you want to store your image in. To determine how much memory you'll need, multiply XWIDTH by YLENGTH, then divide the result by the appropriate number listed on the table below:

Graphics mode	Divide by
3	4
4	8
5	4
6	8
7	4
8	8

9-11	2
14 (ANTIC mode D)	8
15 (ANTIC mode E)	4

Add one to the result of the division if you get a remainder other than zero. If you are going to store your image in a string, add one to XWIDTH and YLENGTH before you multiply.

GRAPHICS MODE tells PUT and GET what graphics mode you'll be using. Values range from 3 to 13. Values 3 through 11 are the standard high-resolution graphics modes. Use a value of 12 for Graphics 14 (ANTIC D), and 13 for Graphics 15 (ANTIC E).

COMMAND tells PUT and GET what action you want done. If COMMAND equals zero, PUT and GET will copy a section of the screen to memory. If COMMAND equals one, an area of memory will be copied to the screen.

PUT and GET takes up most of Page six and all of the cassette buffer. So

if you do any cassette operations, you'll have to reinitialize PUT and GET.

Machine language programmers can access PUT and GET with a JSR to \$609, and by substituting these Zero Page locations for the USR parameters:

XSTART = 224 (two bytes)  
YSTART = 222  
XWIDTH = 220 (two bytes)  
YLENGTH = 218  
STORAGE = 216  
GRAPHICS MODE = 214  
COMMAND = 212

Note that XSTART and XWIDTH should both be set up as two-byte values, even if the coordinate values are less than 255. ▲

*Brad Timmins is a freelance programmer living in Draper, Utah. His program Macro RESET appeared in the January, 1989 Antic.*

*Listing on page 38*

## Bought An ST Computer?

Then convert from Antic to *START* now!

As you upgrade your computer you'll want to stay with us. *START* magazine for the Atari ST guides you every step of the way.

You can have the remaining value of your Antic subscription converted to an equal value of *START* magazine with disk.



**YES!**

Convert my Antic Subscription to *START* magazine with disk.



I am interested.

Tell me how many issues of *START* I will get.

Clip this coupon and mail to:  
Antic Subscriptions  
P.O. Box 1569  
Martinez, CA 94553

Name \_\_\_\_\_

Address \_\_\_\_\_

City \_\_\_\_\_

State \_\_\_\_\_

Zip \_\_\_\_\_

WH9C



# Good King Zurp

The great pasta sauce chase. . . Don't ask! Program by Frank Martone



Collect the ingredients you need to create a super spaghetti sauce in this crazy BASIC game. Good King Zurp will work on any 8-bit Atari computer with at least 24K memory, with disk or cassette, and your trusty joystick.

**G**ood King Zurp, son of Better King Xorpfgh, was a powerful, despotic figure in the land of Xjigqh, where they do everything the same as they do here

except that they eat gelatin with chopsticks.

During the reign of Xorpfgh, the people of Xjigqh lived happy, prosperous lives, growing breadfruit

and hiring themselves out as ballasts for the glowering Foon People across the Thplj River.

Good King Zurp ascended to the throne of Xjigqh when Better King Xorpfgh met an unfortunate end while stooping to pick a flower from a hostile grootlebush. Many suspected foul play, but everybody knew that Zurp couldn't possibly have master-minded any plan that required any type of native intelligence.

Zurp's first official act was to build—no, that's not right, his first official act was to legalize pouring beet syrup over your head and boiling grubs in mayonnaise and rutabaga oil. His *second* official act was to build a vast empire of financial wealth by hiring out his serfs as fruits and vegetables in traveling nutritional morality plays.

But unsurprisingly, hordes of toothpick craftsmen eventually overthrew Good King Zurp by disabling the palace guards, storming the king's rumpus room and overturning Zurp's pool table—with Zurp underneath, also thereby turning Zurp into a flapjack-like entity.

Zurp left Xjigqh reluctantly (and with constant neuralgia) for the sun-



nier pastures of Floobgrute, where he became the town's most popular rickshaw operator, but not before building his famous Horror Pits.

## NOW TO THE GAME

The leader of the insurgents, one Ftjorjt "The Mad Whacko Strange Person" Lipsko, also met an unfortunate demise when he competed in a polo championship but forgot his pony. His will stipulated that the new ruler of Xjigqh would be that man, woman, child or similar creature that could develop a nationally accepted spaghetti recipe.

As luck would have it, buried in Zurp's Horror Pits are hundreds of valuable things, mostly on the order of ingredients necessary for a really good meat sauce for pasta. Your job, would-be despot, is to root through these horrid, gloppy areas for gold nuggets in the form of packages of noodles, containers full of seasonings such as pepper, and cloves of garlic.

### HAVE A QUESTION ABOUT YOUR SUBSCRIPTION?

Get an answer fast!

Call  
(415) 372-6002

Write:  
Antic Customer Service  
P.O. Box 1569  
Martinez CA 94553



If you're lucky—that is, if you survive long enough to tromp through enough pits—you might chance upon some packages of really terrific tortellini, which almost assuredly would put you in the winner's circle.

This sounds easy enough, but this is no mere scavenger hunt, oh, no! No, you've got to avoid poisoned colanders (sometimes called "cullenders") and elude horrid, oversized maggots which will cover bits of you with an unpleasant substance—and if you're covered completely, you'll suffocate, which is to say the game will end rather abruptly and tell you that you failed miserably.

Each screen gives you 75 seconds to grab as much as you can before advancing to the next screen. Your score, the time remaining and the number of lives left—you start with nine—are all displayed at the top of the screen.

## GETTING STARTED

Type in Listing 1, PASTA.BAS, check it with TYPO II, and be sure to SAVE a copy to disk before you RUN it.

A title screen will appear, followed shortly by a list of objects and their point values. Press [START] to begin. Once the playing field is set up, simply move the joystick to direct your character towards the valuable items—but watch out for those maggots and colanders!

## VALUES

Here's how much each ingredient is worth:

Packets of pasta (fettucini, spaghetti, vermicelli, sometimes gnocchi):	100
Packets of seasoning (including pepper, oregano and, for some reason, dried horseradish):	250
Garlic Cloves	500
Packets of special pasta (tortellini, tortelloni, ravioli, sometimes	

agnolotti):	5,000
Pesto sauce	0
	(there isn't any)
Maggots	you die
Colanders (cullenders)	you die

## BONUS SCREENS

Every fourth screen is a bonus screen filled with rows of groaning colanders. Packets of pork-filled tortellini or spinach ravioli will appear randomly—and very briefly—onscreen. You must grab one before it disappears and pops up elsewhere.

If you've garnered over 60,000 points, first of all you should have a heck of a sauce recipe, but a nasty maggot will accompany you on the Bonus screens.

In order to get the bonus you must successfully grab three pasta packets without touching any colanders or maggots. If you fail, you go bonusless and advance to the next screen.

If you succeed, however, before heading on to the next screen you'll be given a random amount of points between 1,000 and 10,000.

The game gets tougher as your score increases. There'll be more colanders, more maggots and more spice packets and garlic cloves to grab. If you have over 50,000 points, the special pasta may appear on the playing field. If your score exceeds 100,000, the playfield will flash different colors, making it harder to concentrate.

## STRATEGY TIP

Maggots tend to dissolve colanders in both the regular playfield as well as in the bonus playfield. Nobody knows why. Fool them into passing over the colanders to dissolve them. ▲

*Frank Martone is a student at Suffolk Community College on Long Island, New York. This is his first appearance in Antic and the editors apologize for the drastic rewrite of his original scenario.*

*Listing on page 40*





## COMPUTER SOFTWARE SERVICES

P.O. BOX 17660, ROCHESTER, N.Y. 14617

PHONE (716) 467-9326



JUST RELEASED!

### \$99.95 "SUPER ARCHIVER II"!

(for ATARI 1050 drives)

NOW! COPY all ENHANCED DENSITY programs plus retains all of the features of our World Famous SUPER ARCHIVER I (see below). Allows you to COPY or CREATE single or ENHANCED density protection schemes (including PHANTOM SECTORS!). Completely automatic; compatible with the BIT-WRITER!; the ULTIMATE BACKUP/PROGRAMMING device! Only \$99.95 plus \$4 S/H/I! NOTICE! If you already own a SUPER ARCHIVER I, you can upgrade to a SUPER ARCHIVER II for only \$29.95 plus \$4 S/H/I! (disk only - no additional hardware required).

THE

### \$69.95 "SUPER ARCHIVER I" \$69.95

(for ATARI 1050 drives)

The new SUPER ARCHIVER, obsoletes all copying devices currently available for the ATARI 1050! It eliminates the need for Patches, PDB files, Computer Hardware, etc. Copies are exact duplicates of originals and will run on any drive; without exaggeration, the SUPER ARCHIVER is the most powerful PROGRAMMING/COPYING device available for the 1050! Installation consists of a plug-in chip and 6 simple solder connections. Softwares included. Features are:

- TRUE DOUBLE DENSITY
- ULTRA-SPEED read/write
- FULLY AUTOMATIC COPYING
- SUPPORTS EXTRA MEMORY
- SCREEN DUMP to printer
- TOGGLE HEX/DEC DISPLAY
- SECTOR or TRACK TRACING
- AUTOMATIC DIAGNOSTICS
- DISPLAYS HIDDEN PROTECTION
- ADJUSTABLE/CUSTOM SKEWING
- AUTOMATIC SPEED COMPENSATION
- AUTOMATIC/PROGRAMMABLE PHANTOM SECTOR MAKER
- ARCHIVER/HAPPY ARCHIVER COMPATIBLE
- BUILT-IN EDITOR - reads, writes, displays up to 35 sectors/track short
- BUILT-IN CUSTOM FORMATTER up to 40 sectors/track
- BUILT-IN DISASSEMBLER
- BUILT-IN MAPPER - up to 42 sectors/track
- DISPLAYS/COPIES Double Density HEADERS
- AUTOMATIC FORMAT LENGTH CORRECTION
- SIMPLE INSTALLATION

The SUPER ARCHIVER is so POWERFUL that only programs we know that can't be copied are the newer ELECTRONIC ARTS and SYNFILE/SYNALC (34 FULL sectors/track). If you want it ALL... buy the "BIT-WRITER"! also... then you'll be able to copy even these programs! Only \$69.95 plus \$4 S/H/I.

### \$79.95 "BIT-WRITER" \$79.95

The Super Archiver "BIT-WRITER" is capable of duplicating even the "uncopyable" EA and SYN series which employ 34 FULL sectors/tracks. "BIT-WRITER" is capable of reproducing these and FUTURE protection schemes of non physically damaged disks. PLUG-IN circuit boards and 4 simple solder connections. The "SUPER ARCHIVER with "BIT-WRITER" is the ultimate PROGRAMMING/COPYING device for Atari 1050's. EXACT DUPLICATES of originals are made! Copies run on ANY drive. Must be used with Super Archiver. Only \$79.95 plus \$4 S/H/I.

### \$69.95 "ULTRA SPEED PLUS" \$69.95

Imagine a universal XL/XE Operating System so easy to use that anyone can operate it instantly, yet so versatile and powerful that every Hacker, Programmer and Ramdisk owner will wonder how they ever got along without it! Ultra Speed Plus puts unbelievable speed and convenience at your fingertips. Use ANY DOS to place an ULTRA SPEED format on your disks, boot any drive (1-9) upon power-up, format your RAMDISK in Double Density, activate a built-in 400/800 OS for software compatibility, plus dozens of other features too numerous to mention! Below are just a FEW features you'll find in the amazing OS:

- ULTRA Speed SIO for most modified drives
- ULTRA Speed is toggleable
- Boot directly from RAMDISK
- Special timer circuits not required for 1 or 2 Meg upgrades
- Background colors adjustable
- Reverse use of OPTION key
- Cold-start without memory loss
- Built-in floppy/disk configuration editor (1-9)
- Built in RAMDISK configuration editor (1-9)
- RAMDISK exactly duplicates floppy drive so sector copying and sector editing are now possible
- Built in MINI Sector Copier
- Toggle SCREEN OFF for up to 40% increase of processing speed.
- Toggle Internal BASIC
- Ram resident disk loader program (MACH 40 menu)
- DOUBLE DENSITY RAMDISK capable
- Entire MEMORY test that pinpoints defective RAM chip
- Boot any drive (1-9) upon power-up or cold-start
- Supports memory upgrades up to TWO MEGABYTES
- THREE Operating Systems in one (XL/XE, 400/800, ULTRA SPEED PLUS)

### \$29.95 "XF551 ENHANCER!" \$29.95

The XF551 Atari drive is a fine product with one major flaw...it writes to side TWO of your flopping disks BACKWARDS. This causes read/write incompatibility problems with all other single sided drives made for Atari such as Indus, Trak, Rana, Percom, Astra, Atari 1050, Atari 810, etc. Add the XF551 ENHANCER to the new XF551 drive and your problems are over! This device will restore 100% compatibility while retaining original design qualities of Atari's super new drive. The XF551 ENHANCER is a MUST for all XF551 Owners. Installation is simple. Only \$29.95 plus \$4 S/H/I.

DEALER/DISTRIBUTOR/USER GROUP Discount available call for info.  
PHONE Orders - MASTER CARD, VISA MAIL - Money Orders, Checks

\*SHIPPING! Add \$4 for Shipping/Handling/Insurance within the U.S.A.  
UPS BLUE LABEL (2nd DAY AIR) available for \$3 extra per shipment.  
CALL TODAY! (716) 467-9326  
9 am - 5 pm (EST) WEEKDAYS

COMPUTER SOFTWARE SERVICES  
P.O. Box 17660  
Rochester, N.Y. 14617



### \$39.95 RICHMAN'S \$39.95 80 Column Word-Processor!

Easy to use, very powerful, and NO ADDITIONAL HARDWARE required! Works with TV or Monitor! This "DISK ONLY" 80 Column Word-Processor is simple to use while offering numerous features such as:

- Completely Menu driven
- Self contained DOS
- Complete Text formatting
- Built in Printer Drivers
- Page numbering
- Justify and Endfill
- High Speed Cursor
- Dictionary
- 80 COLUMNS ON THE SCREEN!
- Insert and Delete
- Search Mode
- View only mode
- Memory Statistics
- Alternate Output
- Change screen Colors, borders, luminesce
- Mouse compatible

One expert has compared 40 domestic and foreign word-processors and concluded that the RICHMAN'S 80 Column Word-Processor is the best! Only \$39.95 plus \$4 S/H/I. (64K required).

### \$39.95 THE "QUINTOPUSI!" \$39.95

The "QUINTOPUSI" is an inexpensive device that provides a tremendous amount of convenience while eliminating the problems associated with the endless "daisy-chaining" of peripherals (eg: drives, interfaces, printers, modems, cassettes, etc.). The "QUINTOPUSI" is an I/O port expander that converts a single I/O output/input into five additional outputs/inputs. Instead of daisy-chaining all of your peripherals (which often times results in passing a signal through 30 feet or more of cable), the "QUINTOPUSI" allows each device to be connected directly to the computers through only three or four feet of cable. This is particularly useful when attempting to use ULTRASPEED or WARPSPEED data transfer rates. The "QUINTOPUSI" also provides the "extra" I/O ports often needed to connect devices not having daisy-chaining capabilities. Cable resistance and capacitance are greatly reduced thereby significantly improving the opportunity of accurate data transfers! Only \$39.95 plus \$4 S/H/I.

### \$59.95 THE "QUINTOPUSI!" \$59.95 (with SWITCHABLE PORTS!)

This Deluxe version of the "QUINTOPUSI" has all of the above features with the additional benefits of two SWITCHABLE PORTS! This means you can connect two computers to one printer or two printers to one computer; you can switch in a computer/printer combination and while you're printing out a long document, switch in a second computer to access a modem, disk drive, cassette deck, etc! Switch multiple combinations of peripherals or computers without the hassle or re-arranging I/O cables... simply flip a switch! Only \$59.95 plus \$4 S/H/I.

## LIMITED SPECIALS!

Previously we listed these products under our FIRESALE ad but many of our customers feared that the software items might be smoke or water damaged. They're NOT! All of the items listed below are BRAND NEW...only their literature or packing may have slight cosmetic imperfections. All items are fully warranted! Quantities are limited! No rainchecks!

	NORMALLY	LIMITED SPECIALS
1. PILL (without case)	\$ 70	\$ 19
2. SUPER PILL (without case)	80	22
3. XL FIX ROM	70	19
4. ULTRA MENU/DOS	30	19
5. DISKCRACKER (Newest version)	50	19
6. ELECTRONIC PHANTOM SECTOR MAKER DELUXE	60	35
7. RICHMAN'S 80 COLUMN WORD PROCESSOR	60	29
8. MIRACLE (Disk only Version of Impossible)	70	19
9. IMPOSSIBLE for 800 or 800XL	150	69
10. XL MATE	30	15
11. COMPACTOR	30	15
12. KLONE II (Generic HAPPY backup)	100	75
13. SILENCER	30	19
14. BLACK PATCH (MASTER)	50	25
15. BLACK PATCH DATA DISKS 1 & 2	20	10

\*Order 5 items or more and we will pay the freight!


These SPECIALS are for C.S.S. customers only - NO DEALER DISCOUNTS - NO RAINCHECKS - LIMITED QUANTITIES



# Superhop ACTION!

Faster fractals grow in your Atari. By Douglas Skrecky

*Watch elegant fractal patterns come alive onscreen at top speed with this fast and friendly ACTION! program. It works on 8-bit Atari computers with at least 48K memory memory and disk drive. If you are typing in the program, you will need the ACTION! cartridge from ICD. But if you own this month's Antic Disk, you will find a version that runs without the special cartridge.*



**I**n May, 1987, *Antic* published my fractal generating program, *Dot Hopper*. That program used floating point arithmetic and was written in BASIC. Consequently, it was quite slow.

After playing with the ACTION! cartridge for awhile, I realized that floating point calculations were completely unnecessary for this language.

Between ACTION!'s inherent speed and integer arithmetic, I found that the program could be made to run many times faster than in BASIC. Using ACTION!, the Atari could generate fractal patterns in seconds. The fractals appear to "come alive" and grow right before your eyes.

You don't have to know anything about the mathematics of fractal geometry to appreciate these elegant patterns. Some are startlingly organic, others are reminiscent of snowflakes and lace. If you enjoy the beauty of fractal imagery, you'll have fun with this program.

## GETTING STARTED

Type in Listing 1, SUPERHOP.ACT, and save a copy to disk before you start the program.

Antic Disk users don't need the AC-

TION! language cartridge to enjoy Superhop ACTION!. A runtime version, SUPERHOP.EXE, is on this month's disk. (As is usually the case, this runtime ACTION! translation would be too long to print as a type-in listing.) Copy SUPERHOP.EXE to another disk that has been formatted with DOS 2 or DOS 2.5, and make sure the disk contains a DOS.SYS file. Rename SUPERHOP.EXE to AUTORUN.SYS so that the program will load and run automatically.

To start growing fractals, turn off your Atari and insert your prepared Superhop ACTION! disk. Remove all cartridges (XL and XE owners press [OPTION]) and turn on your computer. Superhop ACTION! will load and run automatically.

When the program runs, it first presents the main menu, which lists



the various commands and options. You can return to this menu from any other screen simply by pressing [M].

Pressing [D] activates the demo mode, which generates successive fractals through 15000 iterations each (it doesn't take very long). Demo mode continues generating fractals until you press the [M] key to return to the menu, or press [C] to generate a single fractal.

While fractals are being generated in either Demo or Create mode, pressing the cursor keys (you don't have to press the [CONTROL] key with them) will shift the fractal so that you can view a different portion on the screen. However, the fractal is erased from the screen and the growth process must begin all over again—with the same pattern. The patterns are generated fast enough that this isn't a big inconvenience.

You may use the [>] key to "zoom in" on a portion of the fractal, enlarg-

ing it on the screen. The [<] key "zooms out". These keys also start the fractal growth process over again.

Pressing [C] changes the pattern. To see some of the possible patterns, try letting each pattern grow for only a few seconds before pressing [C] again. Then if a new pattern looks particularly interesting you can let it grow, and see how it develops.

Also, try letting patterns sit on the screen for several minutes after they seem to have stopped growing—they may surprise you.

### SAVE A FRACTAL

If you see a fractal pattern you like, you can save it to disk by pressing the [S] key. Doing so will read in a disk directory and let you choose a filename to save the screen under. The fractal is saved as a 62-sector Micro-Painter compatible file. Once the image has been saved, the program will return to the pattern in progress,

which continues to grow without starting over.

To convert your Micro-Painter image to Micro Illustrator format, you can use *Rapid Graphics Converter* in the November 1985 *Antic*.

To load a fractal into Superhop ACTION! press [L]. A directory of the disk in drive 1 will be displayed. Enter the filename of the fractal you want, and it will appear on the screen. (Note that the fractal does not continue to grow after it has been loaded.)

Pressing the [SPACEBAR] will turn off the screen and speed up fractal growth by about 30%, although I realize that this is not an especially useful function!

A

*Douglas Skrekey is a mainframe programmer who currently lives in Vancouver, Canada. He likes to relax after work with his "trusty Atari 8-bit and perhaps a mug of beer."*

*Listing on page 37*

## Coming Next in September 1989 Antic

•  
**Smart RAMdisk Handler**  
automatically adjusts to  
your memory upgrade

•  
**More from "Mapping The Atari"**  
exclusive serialization of  
Ian Chadwick's reference classic

•  
**Disk Bonus:**  
*Electro-circuit CAD Artist*


## More affordable than ever...

Subscribe to Antic with Disk for

**ONLY \$28.00!**

Get 6 issues of Antic with disk for the super low price of **\$28.00**. It's so much easier on your checkbook!

Antic's disk is your best source of continued 8-bit software support.



**Subscribe now!**

Call Toll-Free: **1-800-234-7001**

Visa/Mastercard orders only



# Mapping the Atari Exclusive!

**Antic** brings back the classic 8-bit reference book.

Serialization by Ian Chadwick

Ian Chadwick's "Mapping The Atari" has been one of the core references for Atari 8-bit programmers since the first edition was published in 1983. The book is set up as a comprehensive guide to the memory locations in the Atari 130XE, 65XE, 800XL, 600XL, 1200XL, 800 and 400. But it is much more than that. It is a virtual encyclopedia of indispensable information about the inner workings of the Atari.

This invaluable sourcebook essentially is out of print today, although a few copies of "Mapping The Atari" can still be found in the publisher's warehouse and occasionally at specialty computer stores. Therefore, it is with great satisfaction that **Antic** announces we are beginning an exclusive serialization of key excerpts from the revised second edition of Chadwick's book. This opening segment provides a useful overview of the material that will be covered in upcoming issues.

**W**hat exactly is a memory map? It is a guide to the memory locations in your computer. A memory location is one of 65536 storage places called bytes in which a number is stored. Each of these bytes holds a number for programs, data, color, sound, system operation, or is empty (i.e., has a zero in it), waiting for you to fill it with your own program.

Each byte is composed of eight bits, each of which can be either a one (on) or a zero (off). The alterable area of memory you use for your programs is called the Random Access Memory (RAM), while the area used by the Atari to run things is called the Read Only Memory (ROM). Although some of the memory locations in the special Atari chips were designed to be written to like the RAM, the rest of the ROM, including the Operating System ROM, cannot be altered by you since it contains routines such as the floating point mathematics package and the input/output routines.

I hope that you are familiar enough with your Atari to understand some of these rudimentary uses of a memory map. It is not the scope of this manual to fully explain how to use



PEEK and POKE statements. Briefly, however, PEEK allows you to look at the value stored in any one memory location. If you want that value to be printed to the screen, you must preface the PEEK statement with a PRINT statement such as:

```
PRINT PEEK (708)
```

If you haven't changed your color registers, this will return the number 40 to your screen. All bytes in the Atari can hold a number between zero and 255. POKE allows you to place a value into a byte, such as:

```
POKE 755,4
```

By doing this you will have turned your text upside down! You can return it to normal by:

```
POKE 755,2
```

Similarly, POKE 710,80 will turn your screen dark purple! As with PEEK, POKE can only involve numbers between zero and 255. You will not be able to POKE into most of the ROM locations since the numbers in many of them are "hard-wired," "burned" into the chip, and cannot be changed in this manner.

So how does the Atari (or other 8-bit microcomputers, for that matter) store a number larger than 255? By breaking it down into two parts; the **Most Significant Byte (MSB)**, which is the number divided by 256 and rounded down to the nearest whole number, and the **Least Significant Byte (LSB)**, which is the original number minus the MSB. The Atari knows to multiply the MSB by 256 and add the LSB to get the number. For example, the number 45290 is stored as two parts: 234 (LSB) and 176 (MSB). 176 times 256 equals 45056, plus 234 equals 45290.

## LEAST-MOST STORAGE

The Atari uses the convention of storing addresses in the LSB/MSB

manner in memory (i.e., the smaller part is in the first memory location). For example, locations 88 and 89 store the lowest address of the screen memory. Let's say the numbers found there are 22 and 56, respectively. To get the decimal address, you take the MSB (stored in 89) and multiply it by 256, then you add it to the LSB at 88. In our case that's  $56 * 256$  equals 14336, plus 22 equals 14358. This is the address of the upper left corner of the screen. A simple way to do this

in BASIC is:

```
BYTE = PEEK (88) + PEEK (89) * 256
```

The reverse (to break up a decimal location into MSB and LSB) is done by:

```
MSB = INT (BYTE/256):LSB = BYTE - MSB * 256
```

This process is easier for assembly language programmers who use hexadecimal numbers, since the right two digits are always the LSB and the two left of them are the MSB. For example:

\$D016 (hexadecimal for 53270) equals 16 (LSB) and D0 (MSB)

\$16 equals 22 in decimal, and \$D0 equals 208 decimal. Multiply the MSB by 256 and add 22 and you get 53270. Throughout the map portion of this book I have provided both decimal and hexadecimal numbers together for ease of reference. In 8K BASIC, you can use decimal numbers only with POKE, and PEEK will return only decimal values to you.

Hexadecimal is a base 16 used instead of the normal base ten system because it is more suited to the eight-bit structure of the computer. So, when we say 2175 in decimal, what we really mean is:

10000	1000	100	10	1
0	2	1	7	5

In hex, the same number is \$87F. That breaks down to:

4096	256	16	1
0	8	7	F

Rather than multiply each next step up by ten, we multiply by 16. Okay, but where do we get "F" from? Well, if base ten has the numbers zero to nine, base 16 will have to have some letters added to the end to make up for the extra numbers:

Decimal	0	1	2	3	4	5	6	7	8	9	10	11	12	13	14	15
Hex	0	1	2	3	4	5	6	7	8	9	A	B	C	D	E	F

So \$F equals 15 in decimal. Now here's how it all relates to binary math and bits:

Each byte can be broken up into two parts (nybbles), like this: 0000 0000

If each nybble is considered a separate number, in decimal, the value of each would range from zero to 15, or zero to \$F. Aha! So if all the bits in each group are on (one, or set), then you have:

1111	1111	Binary
15	15	Decimal
F	F	Hex

You join the two hex numbers together and you get \$FF (255 in decimal), the largest number a byte can hold. So you can see how we translate bytes from binary to hex, by translating each nybble. For example:

1001	1101	Binary
9	13	Decimal
9	D	Hex

\$9D equals nine times 16 plus 13, or 157 in decimal.

0100	0110	Binary
4	6	Decimal
4	6	Hex

\$46 equals four times 16 plus six,



or 70 in decimal.

1111	1010	Binary
15	10	Decimal
F	A	Hex

\$FA equals 15 times 16 plus ten, or 250 in decimal.

Obviously, it is easier to do this with a translation program or a calculator!

Since I will often be discussing setting bits and explaining a small amount of bit architecture, you should be aware of the simple procedures by which you can turn on and off specific bits in any location (that is, how to manipulate one of the eight individual bits within a byte). Each byte is a collection of eight bits: numbers are represented by turning on the particular bits that add up to the number stored in that byte. Bits can be either zero (0 equals off) or one (1 equals on, or SET). The bits are numbered zero to seven and represent the following decimal numbers:

Bit	7	6	5	4	3	2	1	0
Value	128	64	32	16	8	4	2	1

The relationship between the bits and the powers of two should be obvious. Adding up all the numbers (all the bits are set) gives us 255. So each byte can hold a number between zero (no bits are set) and 255 (all bits are set).

Sometimes, instead of zero, no bits set is intended to mean 256. That will be noted in the relevant locations. So how do you set a bit? Simple: POKE it with the appropriate number. For example, to set Bit 5, POKE the location with 32. To set Bits 7, 5 and 4, add up their values, 128 + 32 + 16, and POKE the location with the total: 176.

Sometimes you need to set a bit without changing other bits already set, so you:

POKE number, PEEK (number) + decimal value for the bit to be set.(i.e.,

POKE 50418, PEEK (50418) + 32)

To turn off a bit, instead of adding the value you would subtract it with POKE number, PEEK (number), minus the decimal value for the bit to be turned off. Binary math is simple and easy to learn; if you don't understand it now, you should do further reading on machine language before attempting any serious use of this guide.

## AND, OR, And EOR

It is useful to know how to perform Boolean logic on bits. There are three functions used in assembly code for bit manipulation in this manner: AND, OR and EOR (exclusive OR). Each requires you to use two num-

In this case, 65 is the ATASCII "A". By ORing it with 128, we get 193, the ATASCII inverse "A".

EOR "flips" bits in the original if the mask has a one in the same location. For example:

$$\begin{array}{r} 193 = 11000001 \\ \text{EOR } 128 = 10000000 \\ \hline \text{Result} = 01000001 = 65 \end{array}$$

In this case, we have returned the inverse "A" to the normal ATASCII value. An EOR with 255 (all ones) will produce the complement of the number:

$$\begin{array}{r} 171 = 10101011 \\ \text{EOR } 255 = 11111111 \\ \hline \text{Result} = 01010100 = 84 \end{array}$$

### In brief:

Original:	Mask:	AND:	OR:	EOR:
0	0	0	0	0
0	1	0	1	1
1	0	0	1	1
1	1	1	1	0

bers, the one being acted upon and the one used to perform the function. Here is a brief explanation of how these logical functions work:

AND is usually used as a mask—to zero out unwanted bits. You compare two binary numbers using AND; if both bits in the same location are one, then the result is one. If either bit is zero, then the result is zero. For example:

$$\begin{array}{r} 51 = 00110011 \\ \text{AND } 15 = 00001111 \\ \hline \text{Result} = 00000011 = 3 \end{array}$$

OR is frequently used to force setting of a bit. If either bit in the original or the mask is one, then the result is one. For example:

$$\begin{array}{r} 65 = 01000001 \\ \text{OR } 128 = 10000000 \\ \hline \text{Result} = 11000001 = 193 \end{array}$$

Atari BASIC supports AND, OR and NOT; NOT is the logical complement where NOT1 equals zero and NOT0 equals one. If the expression is true, you get a zero; if NOT true, a one is returned—for example NOT ((3 + 4) > = 6) results in zero.

In general, I have attempted to avoid using 6502 assembly language mnemonics, but have included them where I felt their use described the action to be taken better than a lengthy explanation. Most common are JMP (jump to location), JSR (jump to subroutine), RTS (return from subroutine), and RTI (return from interrupt). Readers should be minimally familiar with machine language in order to understand any machine language subroutines used here.

You can't hurt the machine by POKEing about in memory, although you may crash any program in memory, so SAVE your program first.



Usually you can salvage it by pushing [RESET], but you may have to turn off the machine and reboot on occasion. You can learn a lot about your machine by simply playing around with it.

## ABOUT LANGUAGES

The majority of the information here concerns language-independent locations and can be used regardless of the language you use for your programming. When the location is language-dependent, such as the BASIC or DOS areas, I have noted it in the proper section. You may exert the same control over your Atari in whatever language you chose. You will obviously have to change the commands PEEK and POKE to the proper commands of your language.

BASIC is a good language to start with: you can use it to learn programming, to explore your computer, to experiment with, and to have fun with. However, when you are ready to go on, you will have to learn a more efficient, faster language if you really want to make the best use of your Atari. Many people choose 6502 machine language because of its speed.

Computer languages, whichever you use, are quite exact in their meaning, especially compared to English. Consider that in English, a fat chance and a slim chance both mean the same thing. Yet POKE, PUT, and PUSH have very different meanings in computerease.

## GLOSSARY

**ANTIC, CTIA AND GTIA, PIA, POKEY:** Special Atari chips controlling the 400/800's graphics, color and screen resolution controller jacks and sound, respectively. Located in ROM, locations 53248 to 54783. ANTIC also processes the Non-Maskable Interrupts and POKEY processes the Interrupt Requests. These chips, along with the 6502 microprocessor which runs the rest of the Atari, are housed inside your computer, protected by the metal shielding underneath the

plastic cover.

**BIT, BYTE:** A bit is the smallest size division of memory in your computer. It is so small that it can hold only one value in it: off (zero) or on (one). Eight bits together form a byte; this is the size of the memory locations discussed in this book. You will sometimes hear programmers talk about a half-byte called a "nybble."

**CIO:** Central Input/Output routines located in ROM. Controls Input/Output Control Block operations. Briefly, CIO handles the data input and output through the device driver(s) (also known as device handlers), then passes control to those drivers. It's a single interface with which to access all peripherals in a device-independent manner (i.e., uniform handling of data with no regard to the device being accessed). As an example: writing data to a disk file is treated in an identical manner as writing data to the screen; commas insert blanks between elements and both semicolons and commas suppress the End-Of-Line character (EOL).

**DCB:** Device Control Block, used by Serial Input/Output.

**DL:** Display List. This is a set of instructions which tell the ANTIC chip where to find the screen display data and how that data is to be placed on the TV screen.

**DLI:** Display List Interrupt. A DLI causes the display to stop processing to temporarily run a user-written routine.

**DOS:** Disk Operating System. The software loaded from disk file DOS.SYS that controls all disk I/O. The latest edition of DOS is called DOS 2.0S (S for single density).

**DUP:** Disk Utilities Package. The software loaded from disk file DUP.SYS that handles the DOS menu functions such as Copy.

**FMS:** (or sometimes DFMS): File Management System portion of DOS; a dedicated device driver that controls all I/O operations for device "D:".

**FP:** Floating Point mathematical package in ROM.

**I/O:** Input/Output.

**IOCB:** Input/Output Control Block. Area of RAM (locations 832 to 959) used by CIO to define operations to devices such as the disk drive (D:), printer (P:), screen display (S:), keyboard (K:) and screen editor (E:). ZIOCB is the page zero IOCB.

**IRQ:** Interrupt Request used for serial port communication, peripheral devices, timing and keyboard input. IRQ's are processed by the POKEY chip.

**NMI:** Non-Maskable Interrupt; used for video display and RESET. NMIs are processed by the ANTIC chip.

**OS:** Operating System. The resident system that runs the Atari.

Although people often refer to the entire ROM area as the OS, this is not correct. The OS ROM is that portion of memory which holds the floating point package, the Atari character set, the device handlers, and both CIO and SIO. The actual operating system itself is the portion of the OS ROM which handles the I/O.

**PMG, PM Graphics:** Player/missile graphics. Players and missiles are special moveable, user-defined, colored screen objects. They are often used for games, animation, or special cursors. PM graphics are unique in that you can establish the manner (priority) in which they interact with the rest of the screen display and each other.

**RAM:** Random Access Memory. All memory below the OS area (0 to 49151) which is used for storage, programs, buffers, cartridges, DOS, IOCB, shadow registers, and registers for the special Atari chips. Random Access means you can get to and from these locations at random, not that they store information randomly!

**ROM:** Read Only Memory. That part of high memory (locations 49152 to 65535) in which the special hardware chips and the OS reside. ROM is also used to describe cartridge memory such as the 8K BASIC ROM, which cannot be user-altered (the cartridge ROM supersedes the RAM). You



cannot alter most of the ROM, although some of the locations in the special Atari chips may be temporarily set to a new value.

With both RAM and ROM, we refer to areas with lesser values as being in "low" memory and locations with larger values as being in "high" memory.

**SIO:** Serial Input/Output routines located in ROM. Controls serial operations including the 850 interface (R:) and cassette recorder (C:). Briefly, SIO controls the Atari peripherals as per the request placed in its Device Control Block (DCB) by the proper device driver. It is also accessed by FMS for data transfer.

**VBI:** VBLANK interrupt. A VBI is an interrupt that occurs during the VBLANK interval, causing the computer to jump to a user-specified location to process a short user-written routine during the VBLANK process.

**VBLANK:** Vertical Blank. The interval between the time the TV electron beam turns off after reaching the bottom right corner of the screen and returns to the top left corner and turns back on again. This small time period may be used by machine language programmers for short routines without interrupting the display by writing a VBI (above). There are two VBLANK stages. Stage one is performed every VBLANK cycle (1/60 second). Stage two is performed either every 1/30 second or every 1/60 second when it doesn't interrupt time-critical code being executed. See the end of the memory map for the processes executed in each stage. **A**

Copyright 1983 and 1985, COMPUTE! Publications, Inc.

#### MAPPING THE ATARI

\$16.95, COMPUTE! Books, P.O. Box 5406, Greensboro, North Carolina 27403, (919) 275-9809.

*Ian Chadwick is a Toronto-based freelance writer.*

## A Graphics Memory Map

This diagram is not to scale; it is merely meant to give you a visual idea of the structure of the Atari memory. The numbers on the right are the memory pointers: these locations point to the addresses shown. The numbers on the left are the actual locations in memory.

### Notes

The bottom of the BASIC RAM depends on whether or not you have DOS files loaded in. Without DOS, LOMEM should be 1792, with DOS 7420. If you increase or decrease the number of disk and sector buffers by modifying DOS, this value will change again. See locations 743, 744 and 1801, 1802.

The size and location of the variable, string and array tables depend on the program use and size. The more variables and arrays, the larger the memory the tables use.

The size and address of the Display List and screen memory depend on the GRAPHICS mode in use.

The first 256 bytes pointed to by LOMEM are the token output buffer. The actual BASIC program starts at the address pointed to by VNTP.

## Atari Timing Values

clock frequency = 1.79 MHz  
1 machine cycle = 0.558  $\mu$ sec.  
1 frame = 1/60 second  
scan lines = 262/frame  
color clocks = 228/scan line  
color clocks = 2/machine cycle  
machine cycles = 29868/frame  
machine cycles = 114/scan line

VBLANK time = 7980 machine cycles or less, depending on GRAPHICS mode. The shortest 6502 instruction requires two cycles; during that time the electron beam moves four color clocks.

### Horizontal blank time:

Wide playfield 18 machine cycles  
Normal playfield 34 machine cycles  
Narrow playfield 50 machine cycles

Location	Contents	Pointers
65535	Top of memory Operating System ROM	
60906-65535	Device handler routines	794-831 HATABS
59716-60905	Serial Input/Output (SIO) utilities	
59093-59715	Interrupt handler	512,513 VDSLST 514-527 Vectors
58534-59092	Central Input/Output (CIO) utilities	
58533	Operating System vectors	
58496-58533	Initial RAM vectors on powerup	
58448-58495	JMP vectors	
58432-58447	Cassette	
58416-58431	Printer	
58400-58415	Keyboard	
58384-58399	Screen	
58368-58383	Editor	
58367	ROM Character set	756 CHBAS
57344		
57343	Floating Point ROM package	
55295	I/O chips	



Location	Contents	Pointers
54784-55295	Unused	
54272-54783	ANTIC	756 CHBAS 755 CH1 564-565 LPEN 560-561 SDLSTL 559 SDMCTL 636-639 PTRIG# 632-635 STICK# 624-631 PADDL# 562 SSKCTL 16 POKMSK
54016-54271	PIA	
53760-54015	POKEY	
53504-53759	unused	
53248-53503	GTIA or CTIA	704-707 PCOLR# 708-712 COLOR# 644-647 STRIG# 623 GPRIOR
53247	Unused 4K ROM block	
49151	8K BASIC ROM or Left cartridge (A)	
40959	Top of BASIC RAM or	106 RAMTOP
		740 RAMSIZ
	Right cartridge (B) ROM if present (Atari 800 only)	
Size and location vary with GRAPHICS mode		
	Text window screen RAM 40800 for GR.0	60,661 TXTMSC
	Bottom of screen RAM 40000 for GR.0	88,89 SAVMSC
	Display List: 39968 for GR.0	560,561 SDLSTL
(OS)	Top of BASIC RAM	741,742 MEMTOP
32768		
32767	User-program RAM	
	The amount of RAM can be ascertained by: PRINT FRE(0)	
(13062)	Bottom varies: see note below Depends on buffer area allocated.	
	RAM used by DOS and File System Manager	
		144,145 MEMTOP
	Stack for FOR-NEXT & GOSUB	142,143 RUNSTK
		14,15 APPMHI
Size and location vary with program size		
	String & array table & end of BASIC program	140,141 STARP

Location	Contents	Pointers
	BASIC program area	
	Statement table:	136,137 STMTAB
	Beginning of BASIC program	
	Variable variable table	134,135 VVTP
	VNTP + 1	132,133 VNTD
	Variable name table	130,131 VNTP
(7420)	BASIC bottom of memory	743,744 MEMLO 128,129 LOMEM
6781	Sector buffers	4921,4937 SABUFL/H
6047	Drive & sector buffers	4905,4913 DBUFA1/H
5440	DOS vector	10, 11 DOSVEC
5377	DUP.SYS start	
	VTOC buffer	
	DOS initialization	12,13 DOSINI
	or BASIC RAM without	(743,744 MEMLO)
	DOS resident	(128,129 LOMEM)
	FMS RAM	
1792	DUP.SYS beginning	
1791	RAM used by OS and cartridge. (to bottom of RAM)	
	Page six RAM	
1535	RAM used by BASIC (to bottom of RAM)	
1406	Floating Point RAM	
1405	BASIC RAM	
1151	Operating System RAM	
	Cassette buffer	
	Printer buffer	
	IOCB's	
512		
511	Stack	
256		
255	BASIC zero page RAM	
	Floating Point pg. 0	
	Assembler Cart. pg. 0	
128		
127	OS page zero RAM	
	Zero page IOCB	
0	Bottom of memory	



# Carnival of Cartridges

*Food Fight, Karateka and lots more hits.*


Reviewed by David Plotkin

## FOOD FIGHT

**Food Fight** (\$24.95) is a very simple (but messy) game. You control Charley, who starts out on the right side of the screen. The object is to guide him to the left side, where a dripping ice cream cone awaits him. Charley has 32 seconds to get across the screen, otherwise the ice cream melts, costing him one of his three lives. Sounds easy, right?

Well, of course, there is more to it than that! There are manholes strewn across the screen, and you must take care that Charley doesn't fall into one. More importantly, cooks emerge from these manholes, and they chase Charley across the screen, trying to keep the poor boy from his just desserts. If one of these cooks touch Charley, there goes another life.

Fortunately, Charley is not defenseless. There are piles of food on the screen, and he can grab these (one pile at a time) and toss them at the cooks. If he hits a cook with a banana, tomato, pie, etc., the cook becomes so embarrassed he turns red and



*Food Fight*

leaves the screen. Unfortunately, another soon replaces him.

**Food Fight** is a challenging (and frustrating) game because the placement of the food on the screen appears to be random. Sometimes the cooks start out closer to poor Charley than a pile of food does. The cooks can run faster than Charley, so unless he can get to a pile of food and load up with some throwing weapons, it's curtains for him.

Still, the action is fast and the graphics are good. You'll want to use a good joystick for this one.

## KARATEKA


In **Karateka** you are an expert in the martial art of Karate. Your village has been destroyed and your intended carried off by the evil warlord, Akuma. You must defeat Akuma's warriors in battle to rescue your sweetheart.

You can control the blond hero of **Karateka** with keyboard or joystick. Using the joystick, pressing the button quickly unleashes a punch, while holding down the button results in a kick. In the heat of battle it's hard to control whether you punch or kick. Blows can be directed high, medium or low by moving the joystick in the appropriate direction before pressing the button.


The keyboard controls work quite well. The arrow keys direct your alter-ego forward and back, while an easily-reached set of six keys direct punches and kicks. Because each key is assigned its own function, you can achieve very precise control, which is certainly necessary in the upper levels of the game.




Atari's latest release of XE game cartridges—which run on all Atari XL/XE computers with at least 64K memory—revives a number of coin arcade or disk classics that had been unavailable in the Atari 8-bit market for some time.




*Karateka*



*Crystal Castles*



*Dark Chambers*




*Crossbow*



*Choplifter*




*Into The Eagle's Nest*



*Crime Buster*



*Airball*



*Summer Games*

As you defeat opponents, you begin moving towards the castle. Inside the castle, you will have to face more opponents, generally far more skillful than those you faced outside. You also have to figure out how to get past the diabolically deadly iron gate. And Akuma's war bird will attack to steal your strength.

Karateka is a multi-faceted game, requiring considerable arcade skill, plus the ability to recognize the attack patterns of your opponents. The graphics and animation are superb. The smoothly scrolling high-resolution background is extremely realistic, and the karate moves of both your hero and the opponents are true to life,

right down to the swishing of the robes. And if you ever manage to see the final sequence (remember to bow to your intended. . .) it will make all the hours spent with this game very worthwhile.

## CRYSTAL CASTLES

In *Crystal Castles* (\$24.95), you



guide Bentley the bear as he makes his way through a variety of three-dimensional mazes. The paths in these mazes are littered with gems, and Bentley must pick them all up before he can move to the next level. He can also pick up pots of honey for extra points.

A whole host of creatures try to prevent Bentley from achieving his life's ambitions. These creatures include animated trees, skeletons, and a swarm of bees. Bentley can grab a magic hat to protect him for awhile. He can also jump over many of his enemies.

The mazes in *Crystal Castles* are what set this game apart from others—previously as a coin-op hit and now as an XE game cartridge. In extra-sharp colors, the mazes simulate 3-D, with gem-laden paths on multiple levels connected by elevators. There are also tunnels, and when Bentley goes into a tunnel or behind a structure, he becomes an outline so that you can see where he is.

Controlling the game takes a little getting used to, because the joystick diagonals are used to guide Bentley through the maze. But the system can be mastered and the game is a lot of fun.

## DARK CHAMBERS

**Dark Chambers** (\$34.95) is one of the best dungeon arcade games released in XE cartridge. Using the joystick, you must guide your well-animated onscreen character through 26 mazes. He is armed with fireballs, and it's a good thing—these dungeons are full of dangerous beings.

At various places in each level "spawners" create the enemies, which are set up in levels of power. The most powerful is a Grim Reaper. Shooting one of these turns it into a Wizard. Shooting a Wizard turns it into a Wraith, then a Skeleton, and finally a Zombie. Shooting a Zombie kills it. Thus, some of your enemies must be shot five times to kill them!

The spawners keep creating crea-

tures until you destroy them by shooting them. As you have probably guessed, it takes five shots to destroy a Grim Reaper spawner (through Wizard spawner, Wraith spawner, etc.).

Fortunately, the enemies aren't very bright (But then, you aren't either, or you wouldn't be in this dungeon.) So they simply line up to be killed. You lose life energy if an enemy does touch you, and the game is over when your life energy is gone. You can recharge your energy by eating food and drinking potions which are found in the dungeon.

Other things can be found in the dungeon, such as the Keys necessary to open locked sections. Bombs which destroy all enemies on the screen, treasure, or extra weapons such as shields and more powerful fireballs are also to be found. But look out for the traps and poison, which all cost you life energy.

The smooth animation and fast action, coupled with the excellent playability (at the beginner setting, even a novice should be able to survive quite a while) make this a superb game. The 26 levels provide lots of variations as well.

## CROSSBOW

**Crossbow** (\$34.95) is a game for the Atari light gun. The opening screen shows a large number of locations including a desert, volcano, castle, town and jungle. From your current location, two or three paths are available, and these paths lead to other locales. Unfortunately, the paths don't show on the screen, so you'll probably want to map where the three color paths lead to so that you don't wander aimlessly around the screen!

Once you choose a path, the characters in your party (referred to as your "friends") set out on their journey. The scene switches to the selected location, and your party appears, moving leisurely across the screen while all heck breaks loose around them.

Large numbers of unfriendly crea-

tures try to wreak havoc on your friends. Lightning bolts descend, ghosts appear, rocks careen down the path, attacks come from spiders, scorpions, alligators, pterodactyls (!) and man-eating plants—to name just a few of the different hazards in each location. Of course, if anything touches one of your friends, the poor soul is fried and no longer remains a member of your party.

So what is your job? Well, you must protect the party by shooting the obstacles out of the way with your light gun before they can do any harm. This can be quite a challenge, because not only is the Atari Light Gun not especially accurate, you are required to protect four or five characters from all those hazards.

The game becomes a little easier after some members of your party get fried, but when the last one is gone, the game is over. If you do extra well on a screen, another person is added to your party (lucky you!).

**Crossbow**, I must admit, is just a game to play. The effects are great (watch closely when a friend gets fried), the playability good and addicting—you'll keep coming back for more.

## THUNDERFOX

Your home planet is under attack (again!). It's up to you in your Federation **Thunderfox** (\$24.95) space fighter to destroy the alien transports bringing special crystals to power a deadly war machine.

This game is played in stages. When you first launch, you must approach the transport, dealing with formations of enemy fighters that try to both ram you and fire at you. Additionally, the transport has powerful guns, and part of the transport sticks up so high that you will crash if you try to fly over these portions of the ship.

Your fighter is armed with two weapons—guns which are effective against enemy fighters, and bombs which must be used against the transport. The transport has "ground in-



stallations" which are good for points but should be ignored because they are surrounded by obstacles you can crash into.

The object is to bomb the two "anti-gravity stabilizers". Each one must be hit five times. Since you can't carry ten bombs, you must return to your mother ship to reload, then return to finish the job.

If you can manage to disable the stabilizers, a door in the transport opens and you enter the thermonuclear laser room. You must maneuver through some very close quarters and avoid enemy lasers—hurrying all the while because of the room's radiation. If you survive, the third level has you facing off against a large "Crystal Guardian," which takes multiple hits to kill.

Thunderfox is simply too hard. Typical games last only seconds, especially since your fighter "bounces" off the invisible boundaries of the scrolling screen—usually into an obstacle. You can have just a single missile on the screen at once, which further limits your shooting.

## CHOPLIFTER

The 64 delegates to the Peace Conference have been taken hostage by the Bungeling Empire and placed in locked bungalows. Your mission in **Choplifter** (\$24.95) is to pilot a helicopter from a secret base (disguised as a post office) into enemy territory and rescue the hostages.

Your chopper can hold sixteen hostages, which means you must make multiple trips. Each trip gets harder because the enemy adds more sophisticated weapons to make your life miserable.

On the first level you face tanks, which are rather easily avoided by simply staying above their fire and blasting them into tiny pieces with your guns. The danger of the tanks, however, is that the gunfire will kill some of the hostages, so it is best to take out tanks as soon as possible.

You must blast open each bunga-

low. (Or let a tank do it for you, they're really good at it.) Little figures will then run out and wave at you. Be careful where you set down your chopper, or you might crush a few hostages. When you land, the figures run to the helicopter and climb aboard. You can then fly back to base and unload for the next trip.

Starting with the second trip, more enemies show up—jets firing missiles and homing drones. The drones are rather easily destroyed, but the jets are tough—they come in fast and are hard to hit.

The helicopter can face forward, left or right. To switch directions, you must press the fire button and pull the stick in the direction you want to turn. Unfortunately, this is exactly the same maneuver you make in the heat of battle when you *don't* want to turn! Thus, you end up changing directions a lot when you don't want to, which can shorten your games considerably.

The graphics are incredible. The helicopter, enemies, background and base are highly detailed, and the rescued hostages even wave to you as they get off the chopper. **Choplifter** is a timeless classic on the Apple and Atari 8-bit computers, and the even more detailed graphics in this version help make it a very good game.

## INTO THE EAGLE'S NEST

Three of your comrades have been captured in **Into the Eagle's Nest** (\$24.95). The Eagle's Nest is a Nazi fortress where top officials are meeting to plan a counterattack. You must try to rescue the three saboteurs and blow up the castle with the explosives they planted. The castle contains locked doors, many floors, an elevator, chests, jewels, spare ammunition and many, many soldiers.

You must negotiate the castle (which looks suspiciously like a maze), blasting Nazi soldiers as you go. They, of course, shoot back (or more accurately, try to hit you), and if you are hit 50 times, you die and the game ends. You can recover from

these hits by finding medical kits and food which have been rather carelessly left about the castle.

Pay close attention to ammunition too, because you can only carry 99 rounds, and you run out surprisingly quickly. If you manage to find your comrades, you must attempt to exit the castle with them. This is tough, because they are weak and sick and don't move too fast.

The Nazi soldiers (This game should sell real well in Germany!) simply line up to be shot, much like the creatures in **Dark Chambers**. In fact, this whole game is quite similar to **Dark Chambers**, but not as playable. Your lack of ammunition makes it tough, and a single mistake (like shooting a box full of dynamite) can cost you the game! Overall, **Dark Chambers** is a better game of this same type.

## CRIME BUSTER

**Crime Buster** is an exciting game that uses the Atari Light Gun and provides a "blasting" good time. You play one of the city's top detectives, out to wipe out crime once and for all.

You choose a one- or two-player game by blasting holes in the appropriate choice. You can, of course, shoot holes in anything you want. The destructive effect is quite gratifying.

You must choose a section of the city from a map—just fire twice at the section you want. If the section of the city you choose is *not* adjacent to the section you currently occupy, you must travel to the portion of the city in question. Travel is very dangerous, and the best strategy is to avoid it. If you do have to travel, your car appears on the screen, traveling down a road which scrolls from left to right.

You control the car by firing at arrows pointing left and right, which makes your auto move towards that direction. Periodically a gangster car appears and fires at you. If it hits you, your car explodes and you lose one of your three lives.



To fire back, you must shoot your light gun at arrows which determine your direction of fire. This is difficult, since you can't control the car's position and fire at the mobsters at the same time. It would have made more sense to let you fire at the mobster's car with your light gun. If you somehow manage to hit the mobster's car, it rolls over and explodes.

At your destination, your goal is to plug all the gangsters in a classic shoot-out, while at the same time avoiding the innocent bystanders who don't have the good sense to get out of the way. Complicating matters, the gangsters sometimes dress up like innocent bystanders to try and fool you into not shooting them.

Each scene is different. Settings include buildings, a ship, and the inside of a warehouse. Gangsters appear in doorways and windows, pop out of boxes and manholes, and even come up from the water.

The graphics in *Crime Buster* are very good. The mobsters' cars rolling over and over are very satisfying. When you blast the gangster with the hat on, his face changes and the hat flies off. Other effects are equally good. Overall, *Crime Buster* is an excellent game which will keep you coming back to try to do better.

## AIRBALL

In one of the more bizarre scenarios for video games, you become the plaything of an evil wizard who turns you into an **Airball**—with a slow leak! In order to escape this fate, you must find a spellbook and return it to the wizard. Of course, the spellbook is hidden in a 150-room mansion, which also contains spikes, needles and other nasty, pointed objects detrimental to the health of an airball.

You move from room to room using your joystick and make your airball hop into the air by pressing the fire button. The rooms are viewed in three-quarter perspective, which can be confusing.

Bonus objects in the mansion in-

clude gold bricks and precious stones. There are also crates which the airball can move, to uncover valuable objects. You may also find such useful objects as a lantern, which can be quite handy in the rooms that have no light! When your pressure gets low, you must try to find an air pump—and then avoid death by overinflation.

The graphics in *Airball* are very well done and detailed, with many of the rooms containing elaborate decorations. Strategy definitely plays a significant part in winning this game, as it is quite easy to get lost in the huge mansion. Be warned, though. This is an extremely frustrating game, with death just the barest miscalculation away.

## SUMMER GAMES

*Summer Games* presents eight Olympic events for you to compete in, including diving, skeet shooting, pole vault, two swimming events, gymnastics and track. You may choose to compete in all the events in order, compete in a single event, or practice any given event.

If you decide to compete, you must choose a name and country. Just highlight the flag of the country you want and that nation's national anthem will play. The impressive opening ceremony has the Olympic theme playing, a runner lighting the torch, and doves flying away.

The events themselves basically test your skill and timing with a joystick. Some work pretty well, while others are exercises in torture.

The diving and gymnastics are similar in that you must press the joystick to various positions to control the amount of "tuck" your contestant uses. Both events end with scoring from the judges.

You dive from the ten-meter board, and you can choose a variety of dives (forward, back, reverse). You control the spinning, twisting diver on the way down. The more difficult the dive, the more possible points you can get.

The Gymnastics event has you leaping onto a springboard, then vaulting into the air (using a vaulting horse). Again, you control the gymnast as she leaps and flies through the air.

The first track event is a four-man relay. Here, you control the runner's speed, trying to go as fast as possible without using up the runner's stamina. There is also the small matter of passing the baton. The other track event is the hundred-yard dash, a "joystick buster" — just rattle the stick back and forth as fast as you can.

The two swimming events are similar. One is four-man relay, while the other is just a two-lap race for a single swimmer. You control the timing of your swimmer's start and kick-turn, and apply power to the swimmer's arms at exactly the right moment by pressing the fire button.

The best event is the skeet shoot. You control a cursor that represents the aiming point of your shotgun. A standard pattern of skeet launchers throw groups of up to four clay pigeons into the air and you must fire at them. This simple event works very well.

The most difficult and frustrating event is the pole vault. You must precisely time the placing of your pole, leaping up and over, and releasing the pole in order to make it over the bar without knocking the bar off. Unfortunately, correctly timing that final press of the fire button to let go of the pole seems virtually impossible.

No computer game can give you the actual feel of competing in a physical sport—but how many people can seriously hope to compete in the Olympics? *Summer Games*, with its excellent graphics, animation and sound will provide a good time overall for Olympic dreamers. ▲

Atari Corp.  
1196 Borregas Avenue  
Sunnyvale, CA 94086  
(408) 745-2000  
\$24.95 or \$34.95, 64K XL/XE



# SOFTWARE LIBRARY

## TYPING SPECIAL ATARI CHARACTERS

The Atari Special Characters and the keys you must type in order to get them are shown below:

For [CONTROL] key combination, *hold down* [CONTROL] while pressing the next key. For inverse [CONTROL] [A] through [CONTROL] [Z], press the [⇧] key—or [⇧] on the 400/800—then *release* it before pressing the next key. (Press [⇧] or [⇧] again to turn off inverse.) For [ESC] key combinations, press [ESC] and then *release* it before pressing the next key.

Carefully study the chart above and pay close attention to differences between lookalike characters such as the slash key's [/] and the [CONTROL] [F] symbol [⌘].

### NORMAL VIDEO

FOR THIS	TYPE THIS	FOR THIS	TYPE THIS
☐ CTRL ,		☐ CTRL S	
☐ CTRL A		☐ CTRL T	
☐ CTRL B		☐ CTRL U	
☐ CTRL C		☐ CTRL V	
☐ CTRL D		☐ CTRL W	
☐ CTRL E		☐ CTRL X	
☐ CTRL F		☐ CTRL Y	
☐ CTRL G		☐ CTRL Z	
☐ CTRL H		☐ ESC ESC	
☐ CTRL I		☐ ESC CTRL -	
☐ CTRL J		☐ ESC CTRL =	
☐ CTRL K		☐ ESC CTRL +	
☐ CTRL L		☐ ESC CTRL *	
☐ CTRL M		☐ CTRL .	
☐ CTRL N		☐ CTRL ;	
☐ CTRL O		☐ SHIFT =	
☐ CTRL P		☐ ESC SHIFT	
☐ CTRL Q		☐ CLEAR	
☐ CTRL R		☐ ESC DELETE	
		☐ ESC TAB	

### INVERSE VIDEO

FOR THIS	TYPE THIS
☐ ESC	SHIFT
☐ SHIFT	DELETE
☐ ESC	SHIFT
☐ SHIFT	INSERT
☐ ESC	CTRL
☐ CTRL	TAB
☐ ESC	SHIFT
☐ SHIFT	TAB
☐ ⌘ CTRL .	
☐ ⌘ CTRL ;	
☐ ⌘ SHIFT =	
☐ ESC CTRL 2	
☐ ESC	CTRL
☐ CTRL	DELETE
☐ ESC	CTRL
☐ CTRL	INSERT

## TYPO II AUTOMATIC PROOFREADER

TYPO II automatically proofreads **Antic's** type-in BASIC listings. Type in the listing below and **SAVE** a copy to disk or cassette. Now type GOTO 32000. At the prompt, type in a single program line **without the two-letter TYPO II code at the beginning**. Then press [RETURN].

Your line will reappear at the bottom of the screen. If the TYPO II code does not match the code in the magazine, then you've mistyped your line.

To call back a previously typed line, type [\*], then the line number, then [RETURN]. When the completed line appears, press [RETURN] again. This is how TYPO II proofreads itself.

To LIST your program, press [BREAK] and type LIST. To return to TYPO II, type GOTO 32000. To remove TYPO II from your program, type LIST "D:FILENAME",0,31999, then [RETURN], then NEW, then ENTER "D:FILENAME", then [RETURN]. Now you can SAVE or LIST your program to disk or cassette.

Don't type the  
TYPO II Codes!

```

WB 32000 REM TYPO II BY ANDY BARTON
UM 32010 REM VER. 1.0 FOR ANTIC MAGAZINE
H5 32020 CLR :DIM LINE$(120):CLOSE #2:CLO
SE #3
BN 32030 OPEN #2.4.0,"E":OPEN #3.5.0,"E"
YC 32040 ? "K":POSITION 11,1:? "██████████"

EM 32050 TRAP 32040:POSITION 2,3:? "Type
in a program line"
H5 32060 POSITION 1,4:? " ":INPUT #2;LINE
$:IF LINE$="" THEN POSITION 2,4:LIST B
:GOTO 32060
XH 32070 IF LINE$(1,1)="*" THEN B=VAL(LIN
E$(2,LEN(LINE$))) :POSITION 2,4:LIST B:
GOTO 32060
TH 32080 POSITION 2,10:? "CONT"
MF 32090 B=VAL(LINE$):POSITION 1,3:? " ";

```

```

NY 32100 POKE 842,13:STOP
CN 32110 POKE 842,12
ET 32120 ? "K":POSITION 11,1:? "██████████"
":POSITION 2,15:LIST B
CE 32130 C=0:ANS=C
OR 32140 POSITION 2,16:INPUT #3;LINE$:IF
LINE$="" THEN ? "LINE ";B;" DELETED":G
OTO 32050
VV 32150 FOR D=1 TO LEN(LINE$):C=C+1:ANS=
ANS+(C*ASC(LINE$(D,D))) :NEXT D
WJ 32160 CODE=INT(ANS/676)
JW 32170 CODE=ANS-(CODE*676)
EH 32180 HCODE=INT(CODE/26)
BH 32190 LCODE=CODE-(HCODE*26)+65
HB 32200 HCODE=HCODE+65
IE 32210 POSITION 0,16:? CHR$(HCODE);CHR$
(LCODE)
UG 32220 POSITION 2,13:? "If CODE does no
t match Press ██████████ and edit line a
bove.":GOTO 32050

```



*Article on page 8*

## LISTING 1

Don't type the  
TYPO II Codes!

```

10 REM CUSTOMER LIST MANAGER
20 REM BY THOMAS ANDREWS
30 REM ©1989, ANTIC PUBLISHING INC.
40 WON=1:ZERO=0:TEN=10:SIX=6:SIXTY=TEN
   *SIX:HUN=TEN*TEN:TWO=WON+WON:FIVE=5:MA
   X=19000
LK 45 REM THE FOLLOWING ML ROUTINE WAS
   WRITTEN BY SCOTT SHECK IN THE DEC 1984
   ANTIC
GV 50 FIND=ADR("XXXXXXXXXXXXXXXXXXXXXXXXXXXX
   XXXXXXXXXXXXXXXXXXXXXXXXXXXXXXXXXXXXXXXX")
BM 55 REM
UJ 60 SRCH=ADR("XXXXXXXXXXXXXXXXXXXXXXXXXXXX
   XXXXXXXXXXXXXXXXXXXXXXXXXXXXXXXXXXXXXXXX
   XXXXXXXXXXXXXXXXXXXXXXXXXXXXXXXXXXXXXXXX
   XXXXXXXXXXXXXXXXXXXXXXXXXXXXXXXXXXXXXXXX")
RZ 65 CHNGR=ADR("XXXXXXXXXXXXXXXXXXXXXXXXXXXX
   XXXXXXXXXXXXXXXXXXXXXXXXXXXXXXXXXXXXXXXX
   XXXXXXXXXXXXXXXXXXXXXXXXXXXXXXXXXXXXXXXX
   XXXXXXXXXXXXXXXXXXXXXXXXXXXXXXXXXXXXXXXX")
QU 70 DIM AN$(TEN),LI(HUN),W$(HUN),F$(S
   IXTY*TEN),FLD$(SIXTY),TITLE$(14),FNAME
   $(SIXTY),HDG$(40)
UM 80 DIM L$(MAX),SHIFT$(135)
LS 85 SHIFT$(HUN)="XXXXXXXXXXXXXXXXXXXXXXXX
   XXXXXXXXXXXXXXXXXXXXXXXXXXXXXXXXXXXXXXXX
   XXXXXXXXXXXXXXXXXXXXXXXXXXXXXXXXXXXXXXXX
   XXXXXXXXXXXXXXXXXXXXXXXXXXXXXXXXXXXXXXXX
   XXXXXXXXXXXXXXXXXXXXXXXXXXXXXXXXXXXXXXXX"
HK 86 SHIFT$(76)="XXXXXXXXXXXXXXXXXXXXXXXX
   XXXXXXXXXXXXXXXXXXXXXXXXXXXXXXXXXXXXXXXX
   XXXXXXXXXXXXXXXXXXXXXXXXXXXXXXXXXXXXXXXX
   XXXXXXXXXXXXXXXXXXXXXXXXXXXXXXXXXXXXXXXX"
UP 90 FNAME$="NAME:PHONE:ADDR:TYPE:NOT
   ES::OPEN #TWO,4,ZERO,"K":OPEN #3,13,
   ZERO,"E:"
BT 100 PRINT "M::POKE 710,198:POKE 709,ZE
   RO:POSITION SIX,ZERO:PRINT "POSITION
   XXXXXXXXXXXXXXXXXXXXXXXXXXXXXXXXXXXXXXXX"
TK 110 PRINT "A. START NEW LIST::PRINT "
   B. ADD TO LIST::PFLG=ZERO:DEV=ZERO:CL
   USE #WON
AP 120 PRINT "C. LOAD LIST FROM DISK::PR
   INT "D. EDIT/UPDATE LIST"
KN 130 PRINT "E. SAVE LIST TO DISK::PRIN
   T "F. SORT LIST::PRINT "G. PRINT/DISP
   LAY LIST"
AS 140 PRINT "H. CHANGE LIST TITLE::PRIN
   T "I. LOAD EDIT OR WORD PROCESSOR FILE
   "
II 180 GOSUB 20000:IF NR=ZERO THEN IF NO
   T (&ANS=WON) OR (&ANS=3) OR (&ANS=9)) TH
   EN 100
MA 185 ON ANS GOSUB 200,1000,2000,3000,40
   00,5000,6000,8000,9000
LY 190 GOTO 100
JS 200 HDG$="CREATE NEW LIST":GOSUB 1400
   0:POSITION TWO,SIX:GOSUB 20020
SY 210 L$="":NR=ZERO:LL=WON:HDG$(17)=" I
   T
   EM #::GOTO 1005
RM 1000 HDG$="ADD TO PRESENT LIST ":GOSU
   B 14000:HDG$(21)=" ITEM #"
ZE 1005 IF NR=HUN THEN PRINT HDG$:POSITIO
   N TWO,TEN:PRINT "THIS LIST IS FULL!":
   GOSUB 23000:RETURN
OH 1006 OVER=MAX-LL:IF OVER<SIX*HUN THEN
   PRINT HDG$:POSITION TWO,TEN:PRINT "MEM
   ORY SPACE RUNNING LOW":GOSUB 23000
SZ 1007 ? HDG$:NR+WON:POKE 82,SIX:? :W$="
   ":LNE=PEEK(84):POKE 702,ZERO
WU 1010 FOR J=WON TO TEN:POKE 85,ZERO:GOS
   UB 16000:POKE 764,255:INPUT #16,FLD$
HQ 1015 IF FLD$="" THEN FLD$=" "
XD 1020 POKE 84,LNE:PRINT "G":FLD$:X=USR(
   CHNGR,ADR(FLD$),LEN(FLD$))
CJ 1030 W$(LEN(W$)+WON)=FLD$:LNE=LNE+TWO:
   POKE 84,LNE:NEXT J:POKE 82,TWO:POKE 70
   2,64
CG 1033 IF LEN(W$)>OVER THEN PRINT HDG$:P
   OSITION TWO,TEN:PRINT "THIS ITEM DOES
   NOT FIT!":GOSUB 23000:RETURN
BW 1035 L$(LL)=W$:NR=NR+WON:LI(NR)=LL:POS
   ITION TWO,22
JK 1040 LL=LEN(L$)+WON:? "PRESS [RETURN] FO
   R NEXT ITEM; [RETURN] FOR MAIN MENU";
QE 1050 ANS=PEEK(53279):IF ANS=3 THEN 100
   5
OH 1060 IF ANS<>6 THEN 1050
IX 1070 L$(LL)="":RETURN
JB 2000 HDG$="LOAD LIST FROM DISK":PRINT
   HDG$:GOSUB 21000
RR 2010 OPEN #WON,4,ZERO,W$:INPUT #WON;TI
   TLES:? :? TITLES;" ";
DR 2012 INPUT #WON,FLD$:YEAR=VAL(FLD$):PO
   KE 752,WON:PRINT YEAR
WG 2015 L$="":LL=WON:NR=ZERO:TRAP 2040:GO
   SUB 20040
FL 2020 W$="":FOR J=WON TO TEN:INPUT #WON
   ,FLD$:W$(LEN(W$)+WON)=FLD$:NEXT J
MJ 2025 IF LL+LEN(W$)>MAX THEN 2040
MB 2030 L$(LL)=W$:NR=NR+WON:LI(NR)=LL:LL=
   LEN(L$)+WON:IF NR<HUN THEN 2020
DZ 2040 POKE 752,ZERO:TRAP 25000:L$(LL)="
   ":CLOSE #WON:PRINT "THERE ARE ";NR;
   " ITEMS ON THIS LIST"
DG 2050 GOSUB 23000:RETURN
FK 3000 HDG$="EDIT/UPDATE LIST":PRINT HD
   G$:POSITION TWO,SIX:PRINT "WHICH FUNCT
   ION?";
HQ 3010 PRINT "A. EDIT AND UPDATE 1 YEAR:
   ":PRINT "B. EDIT ONLY"
CT 3015 PRINT "C. UPDATE ONLY::PRINT "D.
   RETURN TO MAIN MENU"
ZI 3020 GOSUB 20000:MODE=ANS:IF MODE=WON
   THEN GOSUB 15040:YEAR=YEAR+WON:GOSUB 2
   0040
AA 3025 IF MODE=3 THEN GOSUB 21200:YEAR=Y
   EAR+WON:GOSUB 20040
OC 3030 ON MODE GOTO 3050,3040,3050,20100
   :GOTO 3000
LU 3040 PRINT HDG$:GOSUB 15000:TRAP 25000
PU 3050 OPEN #WON,8,ZERO,"D:EDITLIST.DAT"
   :? #WON;TITLES:? #WON;YEAR
ST 3051 I2=ZERO:FOR I=WON TO NR:IF W$(I,
   1)="M" THEN 3240
TW 3053 I2=I2+WON:POKE 82,SIX:GOSUB 20100
ZB 3055 POKE 764,255:POSITION ZERO,22:POK
   E 82,ZERO:? "NEXT ITEM [RETURN]
   =DELETE ITEM"
XK 3060 PRINT "MAIN MENU [RETURN]=RED
   O THIS ITEM::POSITION SIX,TWO:PRINT "
   [RETURN]:POKE 82,SIX:POKE 702,ZERO
GW 3070 GET #TWO,A:IF A=125 OR A=156 OR A
   =157 OR A=254 OR A=255 THEN 3070
NV 3075 IF A=155 THEN POKE 85,SIX:PUT #3,
   29:GOTO 3070
BB 3080 IF A=WON OR A=13 OR A=4 THEN 3100
FG 3085 IF A=27 THEN I=I-WON:I2=I2-WON:NE
   XT I:RETURN
OS 3090 PUT #3,A:GOTO 3070
TR 3100 IF A<>4 THEN 3200
UH 3105 SOUND ZERO,SIXTY,TEN,TEN:FOR DELA
   Y=WON TO SIXTY:NEXT DELAY:SOUND ZERO,Z
   ERO,ZERO,ZERO
FE 3110 POKE 82,ZERO:POKE 712,52:POSITION
   2,22:PRINT "ARE YOU SURE? (Y/N)";:I
   NPUT ANS$
XL 3120 POKE 712,ZERO:IF ANS$="" THEN 312
   6
XB 3125 IF ANS$(WON,WON)="Y" OR ANS$(WON,
   WON)="y" THEN 3230
TJ 3126 I=I-WON:I2=I2-WON:NEXT I:RETURN

```



```

YF 3200 LNE=TWO:POKE 82,SIX:POKE 85,SIX:F
OR J=WON TO TEN:POKE 84,LNE:INPUT #3,F
LD$:IF FLD$="" THEN FLD$=""
MM 3210 X=USR<CHNGR,ADR<FLD$>,LEN<FLD$>>:
PRINT #WON;FLD$:LNE=LNE+TWO:NEXT J
FO 3230 POKE 702,64:POKE 82,TWO:GOTO 3255

IM 3240 POKE 752,WON:PRINT HDG$:POSITION
TEN,TEN:PRINT "PROCESSING ITEM ";I
RC 3245 RX1=LI<I>-WON:LAD1=RX1+ADR<L$>:FO
R J=WON TO TEN:BEGIN1=USR<FIND,LAD1,J>
+RX1:LAST1=PEEK<WON>+BEGIN1-WON
AH 3246 IF J=SIX THEN IF MODE=3 THEN NEXT
J
SJ 3250 PRINT #WON;L$<BEGIN1,LAST1>:NEXT
J:IF MODE=3 THEN PRINT #WON;" "
SP 3253 GOTO 3260
SJ 3255 IF MODE=WON AND A=13 AND I2<ITEMS
THEN 3380
IY 3256 IF A=13 AND I<>NR THEN GOSUB 2120
0
OQ 3260 NEXT I:POKE 752,ZERO:CLOSE #WON
SP 3270 TRAP 25000:W$="D:EDITLIST.DAT":PR
INT HDG$:GOTO 2010
UT 3380 PRINT " ":POSITION TWO,TEN:PRINT
"THE ENTIRE LIST MUST BE REVIEWED WHEN
UPDATING"
AS 3390 GOSUB 23000:GOTO 3260
ZI 4000 HDG$="SAVE LIST TO DISK":PRINT H
DG$:GOSUB 15000:PRINT HDG$:GOSUB 21000
:TRAP 25000
ER 4010 OPEN #WON,8,ZERO,W$=? #WON;TITLE$
:? #WON;STR$(YEAR)
BF 4020 FOR I=WON TO NR:IF WI$(I,I)=" " T
HEN 4050
QC 4030 RX1=LI<I>-WON:LAD1=RX1+ADR<L$>:FO
R J=WON TO TEN:BEGIN1=USR<FIND,LAD1,J>
+RX1:LAST1=PEEK<WON>+BEGIN1-WON
HR 4040 PRINT #WON;L$<BEGIN1,LAST1>:NEXT
J
TQ 4050 NEXT I:CLOSE #WON:RETURN
UM 5000 HDG$="SORT LIST":PRINT HDG$:PRIN
T TITLE$;" ";YEAR
YN 5010 I=WON:GOSUB 20150:A=ANS:IF A=TEN+
WON THEN RETURN
DB 5020 I=TWO:GOSUB 20150:B=ANS:IF B=TEN+
WON THEN RETURN
MR 5025 PRINT HDG$:POSITION TWO,TEN:PRINT
"CHECKING ITEM # ":POKE 752,WON
FP 5030 LAD=ADR<L$>:LIADR=ADR<ANS$>+TEN+S
IX:FOR I=NR TO TWO STEP -WON:I1=I:I2=I
-WON
KC 5035 POSITION 19,TEN:PRINT I;" "
PH 5060 RX1=LI<I1>-WON:LAD1=LAD+RX1
YJ 5065 BEGIN1=USR<FIND,LAD1,A>+RX1:LAST1
=PEEK<WON>+BEGIN1-WON
SQ 5090 RX2=LI<I2>-WON:LAD2=LAD+RX2
DE 5100 BEGIN2=USR<FIND,LAD2,A>+RX2:LAST2
=PEEK<WON>+BEGIN2-WON
GM 5130 IF L$<BEGIN1,LAST1>>L$<BEGIN2,LA
S2> THEN 5500
JI 5135 IF L$<BEGIN1,LAST1><L$<BEGIN2,LA
S2> THEN 5160
FZ 5140 STRT1=USR<FIND,LAD1,B>+RX1:FIN1=P
EEK<WON>+STRT1-WON
MQ 5145 STRT2=USR<FIND,LAD2,B>+RX2:FIN2=P
EEK<WON>+STRT2-WON
YE 5150 IF L$<STRT1,FIN1>>L$<STRT2,FIN2>
THEN 5500
JU 5160 FOR J=I TO NR:J1=J:IF J=NR THEN 5
260
JA 5190 I3=J+WON:RX3=LI<I3>-WON
RU 5200 LAD3=LAD+RX3:BEGIN3=USR<FIND,LAD3
,A>+RX3:LAST3=PEEK<WON>+BEGIN3-WON
FG 5230 IF L$<BEGIN2,LAST2><L$<BEGIN3,LA
S3> THEN J=NR
IH 5235 IF L$<BEGIN2,LAST2><>L$<BEGIN3,LA
S3> THEN 5260
RV 5240 STRT3=USR<FIND,LAD3,B>+RX3:FIN3=P
EEK<WON>+STRT3-WON
MS 5245 STRT2=USR<FIND,LAD2,B>+RX2:FIN2=P
EEK<WON>+STRT2-WON
MB 5250 IF L$<STRT2,FIN2><L$<STRT3,FIN3>
THEN J=NR
GA 5260 NEXT J
IU 5290 K=(J1-I2)*SIX:X=USR<ADR<SHIFT$>,L
IADR+<I1-WON>*SIX,LIADR+<I2-WON>*SIX,K
J>:LI<J1>=RX2+WON
PT 5500 NEXT I:POKE 752,ZERO:RETURN
YI 6000 HDG$="PRINT/DISPLAY LIST"
LT 6005 PRINT HDG$:POSITION TWO,SIX:PRINT

```

```

"DISPLAY DEVICE?"
IH 6010 PRINT "A. SCREEN":PRINT "B. PRIN
TER":? "C. WORD PROCESSOR FILE":PRIN
T "D. RETURN TO MAIN MENU"
NL 6020 GOSUB 20000:ON AN$ GOTO 6030,6100
,6400,21020:GOTO 6005
QP 6030 MODE=TWO:HDG$="DISPLAY LIST":GOS
UB 15000:I2=ZERO
MK 6035 FOR I=WON TO NR:IF WI$(I,I)=" " T
HEN 6090
AR 6037 POKE 82,SIX:LNE=TWO:I2=I2+WON:GOS
UB 20100
UR 6040 POKE 82,TWO:POSITION TWO,22:PRINT
"FORWARD BACK MEN
U":
XG 6050 A=PEEK<53279>:IF (A=3)+(A=5)+(A=5
IX)=ZERO THEN 6050
ES 6060 IF A=3 THEN IF I2=ITEMS THEN I=I-
WON:I2=I2-WON
ET 6065 IF A=3 THEN 6090
NW 6070 IF A=SIX THEN I=NR:GOTO 6090
WH 6080 I2=I2-TWO:IF I2<ZERO THEN I=ZERO:
I2=ZERO:GOTO 6090
SJ 6082 FOR I1=I-WON TO WON STEP -WON:IF
WI$(I1,I1)<>" " THEN I=I1-WON:I1=WON:G
OTO 6084
AI 6083 IF I1=WON THEN I=ZERO:I2=ZERO
CY 6084 NEXT I1
HD 6090 NEXT I:RETURN
IL 6100 HDG$="PRINT LIST":GOSUB 15000:NP
=INT<(ITEMS+4)/FIVE>:PRINT HDG$;" "
:DEV=WON
ZL 6110 PRINT "THERE ARE ";NP;" PAGES TO
THIS LIST"
PU 6115 PRINT "WHICH PAGES ARE TO BE PRIN
TED?"
MQ 6117 PRINT "A '0' ANSWER INDICATES AL
L PAGES"
WX 6120 TRAP 6120:PRINT "FIRST PAGE? ":I
NPUT #16,FP:FP=INT<FP>:IF FP=ZERO THEN
FP=WON:LP=NP:GOTO 6140
GT 6125 IF FP<WON OR FP>NP THEN 6120
CT 6130 TRAP 6130:PRINT "LAST PAGE? ":IN
PUT #16,LP:LP=INT<LP>:IF LP=ZERO THEN
FP=WON:LP=NP
YF 6135 IF LP<FP OR LP>NP THEN 6130
KV 6140 PRINT "ADJUST PAPER, THEN P
RESS ANY KEY":GET #TWO,ANS
TA 6150 TRAP 25000:OPEN #WON,8,ZERO,"P":
PFLG=WON:WP=WON:ANS$=""
CK 6200 K=-WON:PG=ZERO:FOR I=WON TO NR:IF
WI$(I,I)=" " THEN 6350
WB 6210 K=K+WON:X=K/FIVE:IF INT<X>=X THEN
6220
XI 6215 IF PG=FP AND PG<LP THEN 6325
UC 6217 GOTO 6350
DZ 6220 PG=PG+WON:IF PG>LP THEN I=NR:GOTO
6350
CD 6230 IF PG<FP THEN 6350
UA 6310 PRINT "PRINTING...":? "PRESS
ANY KEY TO STOP"
CJ 6315 JJ=40-(LEN<TITLE$>+14)/TWO:W$=""
:W$(JJ)=W$:W$(TWO)=W$
CB 6320 PRINT #WON;W$;TITLE$;" ";YEAR;"
P ";PG
LF 6325 RX1=LI<I>-WON
CJ 6330 PRINT #WON:FOR J=WON TO TEN:IF PE
EK<764><255 THEN I=NR:J=TEN:POKE 764,2
55:GOTO 6345
WE 6340 GOSUB 20400:PRINT #WON;ANS$:GOSU
B 16000:PRINT #WON;" ";FLD$
DU 6345 NEXT J:IF WP THEN IF INT<(K+WON)/
FIVE>=(K+WON)/FIVE THEN FOR J=WON TO T
EN:PRINT #WON:NEXT J
IY 6350 NEXT I:CLOSE #WON:RETURN
ES 6400 HDG$="PRINT WORD PROCESSOR FILE"
:GOSUB 15000
DR 6410 PRINT HDG$:GOSUB 21000:OPEN #WON,
8,ZERO,W$:WP=ZERO:PFLG=WON:ANS$=""
:DEV=WON
HH 6420 PRINT #WON;TITLE$;" ";YEAR
KC 6430 FOR I=WON TO NR:IF WI$(I,I)=" " T
HEN 6350
US 6440 GOTO 6325
MA 8000 HDG$="CHANGE LIST TITLE":GOSUB 1
4000:POSITION TWO,5:PRINT "PRESENT LIS
T TITLE: ";TITLE$
KY 8010 PRINT:PRINT "YEAR: ";YEAR;" ":
GOSUB 20020:RETURN

```

continued on next page



```

TG 9000 HDG$="RECOVER LIST":PRINT HDG$:P
OSITION TWO,SIX
XD 9010 PRINT "WHICH FILE TYPE?":PRINT
  "A. EDIT FILE":PRINT "B. WORD PROCESS
  OR FILE"
OS 9020 PRINT "C. RETURN TO MAIN MENU":GO
SUB 20000:ON ANS GOTO 9040,9050,20015:
GOTO 9000
RF 9040 W$="D:EDITLIST.DAT":PRINT HDG$:GO
TO 2010
NE 9050 PRINT HDG$:GOSUB 21000:OPEN #WON,
4,ZERO,W$:NR=ZERO:L$="":LL=WON:TRAP 91
00
MN 9060 INPUT #1,FLD$:X=LEN(FLD$):YEAR=VA
L(FLD$(X-3,X)):TITLE$=FLD$(WON,X-7):PR
INT FLD$
EA 9070 INPUT #WON,FLD$:FOR J=WON TO TEN:
INPUT #1,W$:FLD$=W$(8):X=USR<CHNGR,ADR
(FLD$),LEN(FLD$)
JY 9075 IF LEN(L$)+LEN(FLD$)+WON>MAX THEN
9100
XK 9080 L$<LEN(L$)+WON>=FLD$:NEXT J:NR=NR
+WON:LI(NR)=LL:LL=LEN(L$)+WON:IF NR<HU
N THEN 9070
FU 9100 L$(LL)="":CLOSE #WON:RETURN
YC 14000 POKE 709,TEN:POKE 710,ZERO:PRINT
HDG$:POSITION TEN,TEN
OX 14010 PRINT "BAILOUT OPTION!!!"?: "IF
YOU BELONG HERE,PRESS RETURN"
QD 14020 PRINT "FOR THE MAIN MENU, PRESS
THE SPACE BAR"
FO 14030 GET #2,ANS:IF ANS=32 THEN POP :R
ETURN
OA 14040 IF ANS<>155 THEN PRINT CHR$(ANS)
;:GOTO 14030
UR 14050 POKE 709,ZERO:POKE 710,198:PRINT
HDG$:RETURN
OB 15000 PRINT HDG$:POSITION TWO,SIX:PRIN
T "HOW MANY ITEMS ARE TO BE SELECTED?":
55 15010 PRINT "A. ALL ITEMS":PRINT "B.
SOME ITEMS":PRINT "C. RETURN TO MAIN
MENU":GOSUB 20000
GH 15020 ON ANS GOTO 15040,15050,15030:GO
TO 15000
YL 15030 POP :RETURN
CI 15040 ITEMS=NR:WIS$="B":WIS$(NR)=WIS$:WIS
(TWO)=WIS$:RETURN
IM 15050 PRINT HDG$:I=WON:GOSUB 20150:A=A
N5:IF A=TEN+WON THEN RETURN
RB 15055 LAD=ADR(L$):PRINT HDG$:POKE 702,
64
FI 15060 POSITION TWO,SIX:PRINT "SEARCH S
EQUENCE?": "USE '?' FOR A WILDCARD C
HARACTER"
TP 15065 PRINT "USE ALL CAPITAL LETTERS"
:INPUT FLD$:IF FLD$="" THEN FLD$=""
IA 15070 PRINT HDG$:POSITION 12,8:PRINT "
SEARCHING...":POSITION TEN,TEN:PRINT "
ITEMS FOUND:"
SV 15100 GOSUB 21200:ITEMS=ZERO
HV 15110 POKE 752,WON:FOR I=WON TO NR:RX1
=LI(I)-WON:POSITION 23,8:PRINT I
NQ 15120 LAD1=LAD+RX1:BEGIN1=USR<FIND,LAD
1,A>+RX1:LAST1=PEEK(WON)+BEGIN1-WON:W$
=L$(BEGIN1,LAST1)
CB 15125 W$(WON,WON)=CHR$(ASC(W$(WON,WON)
)-128)
QW 15130 X=USR<SRCH,ADR(FLD$),LEN(FLD$),A
DR(W$),LEN(W$)
TZ 15140 IF X THEN WIS$(I,I)="B":ITEMS=ITE
MS+WON
RW 15150 POSITION 23,TEN:PRINT ITEMS:NEXT
I:POKE 752,ZERO:IF ITEMS<>ZERO THEN R
ETURN
UY 15160 PRINT HDG$:PRINT "NO ITEMS F
OUND!!!":PRINT "FIELD #";A;"
QL 15170 PRINT "SEARCH SEQUENCE":PRINT F
LD$:POSITION TWO,20:PRINT "PRESS RETURN"
CK 15180 INPUT ANS$:POP :RETURN
XH 16000 PRINT #DEV:FNAME$(J*SIX-FIVE,J*S
IX):RETURN
BD 20000 SOUND ZERO,125,TEN,TEN:FOR DELAY
=WON TO TEN:NEXT DELAY:SOUND ZERO,ZERO
,ZERO,ZERO:POKE 764,255
BF 20005 POSITION TWO,21:PRINT "ENTER LET
TER: ";:INPUT #16,ANS$:IF ANS$="" THEN
20000

```

```

NH 20010 AN5=ASC(AN5$(WON,WON))-64:IF AN5
<ZERO THEN AN5=ZERO
EB 20015 RETURN
YI 20020 PRINT "LIST TITLE? (14 CHAR. MAX
)":INPUT TITLE$:PRINT
CI 20030 TRAP 20030:PRINT "YEAR ":INPUT Y
EAR:TRAP 25000
PJ 20035 IF YEAR<1000 OR YEAR>2100 THEN 2
0030
NH 20040 FNAME$=FNAME$(WON,30)
KJ 20045 FOR I=YEAR-FIVE TO YEAR-WON:FNAM
E$(LEN(FNAME$)+WON)=STR$(I):FNAME$(LEN
(FNAME$)+WON)="":NEXT I:RETURN
PG 20100 POKE 752,WON:PRINT "POSITION
TWO,ZERO:? TITLE$;" ";YEAR;" ITEM ";I
2;" OF ";ITEMS?:RX1=LI(I)-WON
YC 20110 FOR J=WON TO TEN:POKE 85,ZERO:GO
SUB 16000
FT 20115 JJ=J:IF MODE=WON AND J=TEN THEN
20130
XF 20116 IF MODE=WON AND J=>SIX THEN JJ=J
+WON
GC 20120 GOSUB 20400:PRINT FLD$
UY 20130 NEXT J:POKE 752,ZERO:RETURN
XP 20150 POSITION TWO,SIX:PRINT "WHICH FI
ELD IS TO BE USED FOR LEVEL ";I;"?"
SG 20160 FOR J=WON TO TEN:PRINT CHR$(64+J
);". ";FNAME$(J*SIX-FIVE,J*SIX-WON):NE
XT J
IS 20165 PRINT "K. RETURN TO MAIN MENU"
EJ 20170 GOSUB 20000:POSITION TWO,21:PRIN
T "Q":IF ANS<WON OR ANS>TEN+WON THEN 2
0170
PP 20175 IF ANS=TEN+WON THEN POP :RETURN
EH 20180 RETURN
MZ 20400 LAD1=ADR(L$)+RX1:BEGIN1=USR<FIND
,LAD1,J>+RX1:LAST1=PEEK(WON)+BEGIN1-WO
N
TD 20410 FLD$=L$(BEGIN1,LAST1):FLD$(WON,W
ON)=CHR$(ASC(FLD$(WON,WON))-128):IF PF
LG THEN RETURN
SM 20420 B=LEN(FLD$)+WON:IF B>40 THEN RET
URN
OJ 20430 FLD$(B)="":FLD$(SIXTY)="":FLD$
(B+WON)=FLD$(B):RETURN
EH 21000 POSITION 2,6:PRINT "FILENAME?":P
RINT "BLANK ENTRY RETURNS TO MAIN MENU
":INPUT W$
NI 21005 IF W$="" THEN POP :RETURN
LE 21007 FLD$="D:":IF LEN(W$)>WON THEN IF
W$(WON,TWO)="D:" THEN RETURN
QU 21010 FLD$(3)=W$:W$=FLD$
DI 21020 RETURN
KY 21200 WIS$="B":WIS$(HUN)=WIS$:WIS$(TWO)=WIS
$:RETURN
UT 23000 FOR DELAY=WON TO SIXTY*FIVE:NEXT
DELAY:RETURN
XH 25000 PRINT HDG$:"X=PEEK(195):P
RINT " ERROR #";X:POSITION TWO,TEN,TEN
:PRINT "PRESS RETURN":CLOSE #WON
QY 25010 POKE 752,ZERO:POKE 82,TWO:TRAP 2
5000:INPUT #16,W$:POP :GOTO 100

```

## LISTING 2

```

AY 10 REM
AZ 20 REM
GD 30 REM (c) 1985,1988 ANTIC PUBLISHING
EU 40 REM (LINES 10-250 MAY BE USED WITH
  OTHER BASIC LOADERS IN THIS ISSUE.)
IJ 50 REM CHANGE LINE 70 AS NECESSARY.)
PK 60 DIM FNS$(20),TEMPS$(20),ARS$(93):DPL=P
  EEK(10592):POKE 10592,255
WO 70 FNS$="D:LINE$.LST":REM THIS IS THE N
  AME OF THE DISK FILE TO BE CREATED
RD 80 ? "Disk or Cassette?":POKE 764,25
  5
PY 90 IF NOT (PEEK(764)=18 OR PEEK(764)=
  58) THEN 90
TH 100 IF PEEK(764)=18 THEN FNS$="C:"
VB 110 POKE 764,255:GRAPHICS 0:? " AN
  TIC'S GENERIC BASIC LOADER"
MY 120 ? "BY CHARLES JACKSON"
KB 130 POKE 10592,DPL:TRAP 200
PU 140 ? :? "Creating ";FNS$:? "...plea
  se stand by."
LW 150 RESTORE :READ LN:LM=LN:DIM A$(LN):
  C=1
BQ 160 AR$="":READ AR$
YC 170 FOR X=1 TO LEN(AR$) STEP 3:POKE 75

```



```

DM 2,255
180 LM=LM-1:POSITION 10,10:? "(Countdo
   wn...T-";INT(LM/10);")
BK 190 AS(C,C)=CHRS(VAL(AR$(X,X+2))) :C=C+
   1:NEXT X:GOTO 160
MM 200 IF PEEK(195)=5 THEN ? :? :? "TOO
   MANY DATA LINES!":? "CANNOT CREATE FIL
   E!":END
CM 210 IF C<LN+1 THEN ? :? "TOO FEW DATA
   LINES!":? "CANNOT CREATE FILE!":END
UQ 220 IF FN$="C:" THEN ? :? " Prepare ca
   ssette, press [RETURN]"
AR 230 OPEN #1,8,0,FN$
PV 240 POKE 766,1:? #1;A$;:POKE 766,0
AL 250 CLOSE #1:GRAPHICS 0:? "
   "
GC 1000 DATA 421
PJ 1010 DATA 0530480320700730780680610650
   68082040034104104133001104133000104133
   003104133002169001133212160
LM 1020 DATA 00013221317700000160181980022
   080141650032080082001770000016251132001
   096198003230212208002230213
RF 1030 DATA 2300002082242300012082200340
   41155054048032083082067072061065068082
   040034104104133204104133203
JU 1040 DATA 1041041332051041332071041332
   06104133209104133208169000133212133213
   165205240063165209208006165

```

```

PF 1050 DATA 2081972051440531600001772032
   01063240038041127209206240032201065144
   011201091176007024105032209
NK 1060 DATA 2062400171652082080021982091
   98208230206208002230207024144200200196
   205208207230212096034041155
OA 1070 DATA 0540530320670720780710820610
   65068082040034104104133204104133203104
   133206104133205160000177203
UC 1080 DATA 0091281452031652052080021982
   06198205208005165206208001096230203208
   002230204169127049203056176
DS 1090 DATA 2280340411550560530320830720
   73070084036040087079078041061034104104
   133204104133203104133208104
UU 1100 DATA 1332071041332131332061041332
   12133205208002198206198205160000162001
   056165203229207133209165204
HH 1110 DATA 2292080052092400851760272320
   24165203101205133203165204101206133204
   024165207101205133207165208
RX 1120 DATA 1012060341550560540320830720
   73070084036040055054041061034133208177
   203145207165212208002198213
YM 1130 DATA 1982122080041652132400382240
   02240014230203208002230204230207208224
   230208208220165203208002198
TZ 1140 DATA 2041982031652072080021982081
   98207208202240200096034155

```

FASTER FRACTALS GROW IN YOUR ATARI

# SUPERHOP ACTION!

Article on page 20

## LISTING 1

```

;SUPERHOP ACTION!
;BY DOUGLAS SKRECKY
;©1989, ANTIC PUBLISHING INC.
;
DEFINE BEGIN="DO",ENDWHILE="OD",
      ENDIF="FI",END="OD"
;
MODULE
CARD ARRAY LINE(192)
BYTE ARRAY RSH3(320),FILENAME(16)
BYTE KEY=764,DISPLAY=559,IOTYPE=850,
      SCREEN=SIZE,R1,R2,Z,MENUKEY,
      CLEAR,LARGER,SMALLER,UP,DOWN,
      LEFT,RIGHT,SPACEBAR,LOAD,SAVE,
      CREATE,DEMO,DEMOMODE,ON,OFF,PY
INT CX,CY,X,Y,XX,I,J,IC,JC,X0,Y0
CARD BUFFER=ADDRESS=852,COUNT,PX,
      BUFFER=LENGTH=856,SCREEN=88
;
PROC INITIALIZE_PLOT()
GRAPHICS(8+16) SETCOLOR(2,0,0)
FOR PY=0 TO 191 BEGIN
  LINE(PY)=SCREEN+40*PY
END
FOR PX=0 TO 319 BEGIN
  RSH3(PX)=PX RSH 3
END
RETURN
;
PROC PLOT(CARD PX,BYTE PY)
BYTE POINTER PT
BYTE ARRAY ON=(128 64 32 16 8 4 2 1)
PT=LINE(PY) + RSH3(PX)
PT^=ON(PX&7)
RETURN
;
PROC CIO=$E456(BYTE AREG,XREG)()
;
PROC DISKDIR()
BYTE ARRAY FILES(20)
GRAPHICS(0)
SETCOLOR(2,9,0) SETCOLOR(4,9,0)
CLOSE(1) OPEN(1,"D1:*.***",6,0)
PRINT "*****DISK DIRECTORY*****"
INPUTSD(1,FILES)
WHILE FILES(16)<>'S BEGIN
  PRINTF("%5S",FILES," ")

```

```

      INPUTSD(1,FILES)
ENDWHILE
PRINTF("%X%5X%5E",," ",FILES)
CLOSE(1)
RETURN
;
PROC CHOOSE_FILE()
BYTE ARRAY TEMP(16)
PRINT("==")
ZERO(FILENAME,16)
FILENAME(1)='D'
FILENAME(2)='1'
FILENAME(3)='.'
KEY=CLEAR INPUTS(TEMP)
$ASSIGN(FILENAME,TEMP,4,16)
RETURN
;
PROC LOAD_FRACTAL()
DISKDIR()
PRINT "*****LOAD FRACTAL*****"
CHOOSE_FILE()
CLOSE(1)
OPEN(1,FILENAME,4,0)
GRAPHICS(8+16) SETCOLOR(2,0,0)
IOTYPE=7
BUFFER=ADDRESS=SCREEN
BUFFER=LENGTH=7680
CIO(0,16)
CLOSE(1)
KEY=CLEAR
DO UNTIL KEY=LOAD OR KEY=DEMO OR
  KEY=CREATE OR KEY=MENUKEY
END
INITIALIZE_PLOT()
RETURN
;
PROC SAVE_FRACTAL()
BYTE ARRAY SAVESCREEN(7680)
MOVEBLOCK(SAVESCREEN,SCREEN,7680)
DISKDIR()
PRINT "*****SAVE FRACTAL*****"
CHOOSE_FILE()
CLOSE(1)
OPEN(1,FILENAME,8,0)

```

continued on next page



```

IOTYPE=11
BUFFER-ADDRESS=SAVESCREEN
BUFFER-LENGTH=7680
CIO(0,16)
CLOSE(1)
INITIALIZE-plot()
MOVEBLOCK(SCREEN,SAVESCREEN,7680)
RETURN

PROC MENU()
  GRAPHICS(0) POKE(752,1)
  SETCOLOR(2,9,0) SETCOLOR(4,9,0)
  PRINT("#####")
  PUTE() PUTE() PUTE() PUTE()
  PRINT(" Press [R] To Return To THIS Menu")
  PRINT(" Press [D] To Turn Demomode On")
  PRINT(" Press [C] To Create a Fractal")
  PRINT(" Press [M] To Load a Fractal Picture")
  PRINT(" Press [S] To Save a Fractal Picture")
  PRINT(" Press [Z] To Zoom-out For a Wider View")
  PRINT(" Press [I] To Zoom-in Or Magnify")
  PRINT(" Use Cursor Keys To Move Fractal")
  PRINT(" Press Spacebar To Toggle Display")
  PUTE() PUTE() PUTE() PUTE()
  PRINT(" BY Douglas Skrecky")
  KEY=CLEAR
  WHILE KEY=CLEAR OR KEY=SAVE OR KEY=SPACEBAR
  BEGIN ENDWHILE
  INITIALIZE-plot()
  RETURN

PROC SETUP()
  CLEAR=255 CREATE=18 DEMO=58
  MENUKEY=37 LARGER=55 SMALLER=54
  UP=14 DOWN=15 LEFT=6 RIGHT=7
  LOAD=0 SAVE=62 SPACEBAR=33
  ON=34 OFF=0 DEMOMODE=OFF
  RETURN

PROC NEW-PARAMETERS()
  BYTE ATTRACT=77
  ATTRACT=0
  X=0 Y=0 Z=0 COUNT=0 X0=0 Y0=0
  CX=200+2*RAND(0)+RAND(0)
  CY=200+2*RAND(0)+RAND(0)
  R1=1+RAND(5) R2=2+RAND(4)
  JC=96 IC=160 SCREEN-SIZE=6
  RETURN

PROC DRAW-FRACTAL()
  BYTE ATTRACT=77
  ATTRACT=0
  IF Y>0 THEN J=JC+ (Y RSH SCREEN-SIZE)
  ELSE J=JC- (Y RSH SCREEN-SIZE)
  ENDIF
  IF X>0 THEN XX=Y+(X RSH R1)+CX
  IF J>0 AND J<191 THEN I=IC+(X RSH SCREEN-SIZE)
  ENDIF
  ENDIF
  Y=(CY-X) Z==+1 X=XX
  IF Z=0 THEN Y=-7
  ENDIF
  IF DEMOMODE=ON THEN COUNT==+1
  IF COUNT>15000 THEN KEY=DEMO
  ENDIF
  RETURN

PROC CHANGE-PARAMETERS()
  IF KEY=MENUKEY THEN MENU() INITIALIZE-plot()
  ENDIF
  IF KEY=SPACEBAR THEN
    IF DISPLAY=OFF THEN DISPLAY=ON
    ELSE DISPLAY=OFF
  ENDIF
  KEY=CLEAR RETURN
  ENDIF
  IF KEY=SAVE THEN SAVE-FRACTAL() RETURN
  ENDIF
  IF KEY=LOAD THEN LOAD-FRACTAL() NEW-PARAMETERS() RETURN
  ENDIF
  IF KEY=DEMO THEN DEMOMODE=ON NEW-PARAMETERS()
  ELSE DEMOMODE=OFF
  ENDIF
  IF KEY=CREATE THEN NEW-PARAMETERS()
  ENDIF
  IF KEY=LARGER AND SCREEN-SIZE>1 THEN SCREEN-SIZE==+1
  IC=2*IC-162 JC=2*JC-96
  ENDIF
  IF KEY=SMALLER AND SCREEN-SIZE<8 THEN SCREEN-SIZE==+1
  IC=(162+IC)/2 JC=(96+JC)/2
  ENDIF
  IF KEY=LEFT THEN IC==+10
  ENDIF
  IF KEY=RIGHT THEN IC==+10
  ENDIF
  IF KEY=UP THEN JC==+10
  ENDIF
  IF KEY=DOWN THEN JC==+10
  ENDIF
  ZERO(SCREEN,7680)
  X=0 Y=0 Z=0 COUNT=0
  KEY=CLEAR
  RETURN

PROC HOPDEMO()
  SETUP()
  MENU()
  NEW-PARAMETERS()
  BEGIN
  WHILE KEY=CLEAR BEGIN
    DRAW-FRACTAL()
  ENDWHILE
  CHANGE-PARAMETERS()
  END
  RETURN

```

## ANIMATION WITHOUT PLAYER/MISSILES

# HI-RES PUT AND GET

Article on page 15

## LISTING 1

Don't type the  
TYPO II Codes!

```

CD 3 REM HIGH RESOLUTION PUT AND GET
UV 4 REM REVISION 1.1
XT 5 REM BY BRAD TIMMINS
FJ 6 REM (C)1989, ANTIC PUBLISHING INC.
DW 7 REM ADD ONE TO XWIDTH AND YLENGTH
UT 8 REM TO CALCULATE STORAGE SPACE IF
PS 9 REM IMAGE IS TO BE STORED STRING
RH 10 DIM IMAGES(182):XSTART=11:YSTART=11
: XWIDTH=18:YLENGTH=18:HGET=0:HPUT=1:GM
ODE=7:DX=+1:DY=+1:P=0
VU 20 GRAPHICS 7+16
MA 30 SETCOLOR 4,0,0:SETCOLOR 1,3,4:SETCO
LOR 0,1,12
MG 40 GOSUB 1000
ZZ 50 REM *****DRAW BORDERS*****
UO 60 COLOR 2:PLOT 0,0:DRAWTO 159,0:DRAW
0 159,95:DRAWTO 0,95:DRAWTO 0,0
FP 70 REM *****DRAW BALL*****
IF 80 C=1:B=2:R=8
CL 90 FOR I=0 TO 1

GP 100 FOR X=-R TO R
KJ 110 IF C=1 THEN C=2:B=1:GOTO 130
LR 120 C=1:B=2
EJ 130 Y=SQR(R*R-X*X)
SJ 140 COLOR C:PLOT 20+X,20+Y:DRAWTO 20+X
,20-Y
WB 150 COLOR B:PLOT 20+X,18:DRAWTO 20+X,2
2
LX 160 NEXT X
UM 170 REM *****SAVE IMAGES*****
QP 180 HGET=USR(1536,XSTART,YSTART,XWIDTH
,YLENGTH,ADR(IMAGES)+P,GMODE,HGET):P=P
+91:C=2:NEXT I
HD 190 P=0
HX 200 REM *****MOVE BALL*****
TQ 210 IF XSTART=1 OR XSTART=158-XWIDTH T
HEN DX=-DX
HW 220 IF YSTART=1 OR YSTART=94-YLENGTH T
HEN DY=-DY
WH 230 P=P+91:IF P=182 THEN P=0

```



```

JI 240 XSTART=XSTART+DX:YSTART=YSTART+DY
BJ 250 HPUT=USR<1536,XSTART,YSTART,XWIDTH
    YLENGTH,ADR<IMAGE$>+P,GMODE,HPUT)
MO 260 GOTO 210

NF 975 REM *****
MZ 980 REM High resolution PUT and GET
JU 985 REM machine language Subroutine.
MU 990 REM *****
MU 995 REM X=USR<1536,XSTART,YSTART,XWIDT
    H,YLENGTH,IMAGE,GRAPHICS MODE,COMMAND)

RK 1000 FOR T=1536 TO 1773:READ A:POKE T,
    A:NEXT T
EW 1005 FOR T=1021 TO 1143:READ A:POKE T,
    A:NEXT T
BB 1007 RETURN
YH 1010 DATA 162,13,104,104,149,212,202,1
    6,250,165,214,201,3,144,4,201,14,144,1
    ,96,56
JD 1020 DATA 165,214,233,3,170,189,79,4,1
    33,231,189,90,4,133,232,189,101,4,133,
    234,165
MG 1030 DATA 88,133,203,165,89,133,204,16
    5,212,240,72,32,253,3,165,228,133,229,
    32,211,6
IO 1040 DATA 166,234,160,0,177,216,164,22
    9,37,227,240,9,177,203,5,226,145,203,2
    4,144,8
FU 1050 DATA 165,226,73,255,49,203,145,20
    3,70,226,208,3,32,197,6,70,227,208,3,3
    2,202
DY 1060 DATA 6,202,208,212,198,235,208,20

```

```

6,198,236,240,202,32,224,6,198,218,208
,188,96,32
CD 1070 DATA 253,3,165,228,133,229,32,211
    ,6,166,234,164,229,177,203,160,0,37,22
    6,240,9
ES 1080 DATA 177,216,5,227,145,216,24,144
    ,8,165,227,73,255,49,216,145,216,70,22
    6,208,3
FC 1090 DATA 32,197,6,70,227,208,3,32,202
    ,6,202,208,212,198,235,208,206,198,236
    ,240,202
MR 1100 DATA 32,224,6,198,218,208,188,96,
    102,226,230,229,96,102,227,230,216,208
    ,2,230,217
XZ 1110 DATA 96,165,220,133,235,165,221,1
    33,236,165,233,133,226,96,24,165,203,1
    01,232,133,203
NY 1120 DATA 165,204,105,0,133,204,96,169
    ,0,133,228,56,165,224,229,231,144
GU 1130 DATA 6,133,224,230,228,208,243,16
    4,225,240,8,133,224,198,225,230,228,20
    8,231,165,224
GJ 1140 DATA 133,233,165,234,201,1,240,8,
    164,234,6,233,136,136,208,250,166,233,
    189,112,4
IK 1150 DATA 133,226,133,233,169,128,133,
    227,166,222,202,224,255,240,6,32,224,6
    ,24,144,245
GV 1160 DATA 230,218,230,220,208,2,230,22
    1,96,4,8,4,8,4,8,2,2,2,8,4,10
LF 1170 DATA 10,20,20,40,40,40,40,20,4
    0,2,1,2,1,2,1,4,4,1,2
DZ 1180 DATA 128,64,32,16,8,4,2,1

```

## BASIC VARIABLE RENAMING TOOL

# VRENAME

Article on page 12

## LISTING 1

Don't type the  
TYPO II Codes!

```

HE 0 GOTO 31500
ME 31500 REM VARIABLE RENAMING UTILITY
OL 31501 REM BY DOUG WHITE
EB 31502 REM <C>1989 ANTIC PUBLISHING INC
UF 31504 ? "X":POSITION 2,2
ZC 31505 ? "    VARIABLE RENAMING UTILITY
    "
NH 31506 ? "                BY DOUG WHITE"
CE 31507 ?
DF 31508 CLR
KO 31510 DIM VARNAMES<2000>,NAME$<128>
WU 31512 DIM YN$<1>
II 31514 UNT=PEEK<130>+256*PEEK<131>
EJ 31516 N=1:FLAG=0
NQ 31518 REM ... GET NEXT VARIABLE NAME
WJ 31520 BYTE=PEEK<UNT>
LD 31522 NAME$<N,N>=CHR$(BYTE)
AX 31524 REM .. 0 INDICATES END OF TABLE
ZR 31526 IF BYTE=0 THEN 31602
EQ 31528 REM ... CHECK FOR INVERSE CHAR.
NB 31530 IF BYTE<128 THEN UNT=UNT+1:N=N+1
    :GOTO 31520
DM 31532 NAME$<N,N>=CHR$(BYTE-128)
HM 31534 IF NAME$="VARNAME$" THEN 31602
LP 31536 ? :? NAME$:?
AN 31538 ? "DO YOU WANT TO CHANGE THIS VA
    RIABLE NAME (Y/N) ";
MC 31540 INPUT YN$
PJ 31542 IF YN$="Y" THEN 31558
UL 31544 REM ... PUT OLD NAME IN UNAME$
UZ 31546 NLEN=LEN<NAME$>:ULEN=LEN<VARNAME
    $>
MP 31548 NAME$<N,N>=CHR$(BYTE)
BP 31550 VARNAMES<ULEN+1,ULEN+1+NLEN>=NAM
    E$
CZ 31552 UNT=UNT+1:N=1:NAME$=" "
CU 31554 GOTO 31520
DT 31556 REM

```

```

RE 31558 FLAG=1:REM .. DENOTES A CHANGE
UF 31560 NAME$=" "
UC 31562 ? :? " INPUT NEW VARIABLE NAME"
    :?
UT 31564 ? "N THE LAST CHARACTER OF A STR
    ING NAME"
BU 31566 ? "O MUST BE '$'"
JZ 31568 ? "T THE LAST CHARACTER OF AN AR
    RAY NAME"
KH 31570 ? "E MUST BE '<'":?
MC 31572 INPUT NAME$
FM 31574 NLEN=LEN<NAME$>
EQ 31576 IF BYTE=164 AND NAME$<NLEN,NLEN>
    <>"$" THEN 31558
OC 31578 IF BYTE=168 AND NAME$<NLEN,NLEN>
    <>"<" THEN 31558
LF 31580 ? :? NAME$:?
GN 31582 ? "IS THIS CORRECT (Y/N) ";
NM 31584 INPUT YN$
KK 31586 IF YN$="N" THEN 31558
FB 31588 REM ... PUT NEW NAME IN UNAME$
OP 31590 NLEN=LEN<NAME$>:ULEN=LEN<VARNAME
    $>
BH 31592 NAME$<NLEN,NLEN>=CHR$(ASC<NAME$<
    NLEN,NLEN>>+128)
CZ 31594 VARNAMES<ULEN+1,ULEN+1+NLEN>=NAM
    E$
EJ 31596 UNT=UNT+1:N=1:NAME$=" "
WI 31598 GOTO 31520:REM ..GET NEXT NAME
BY 31600 REM
RB 31602 IF FLAG=0 THEN ? "NO CHANGES MAD
    E":END
CS 31604 REM
MD 31606 REM ... STORE OLD POINTERS
LO 31608 UNT=PEEK<130>
AE 31610 UNT1=PEEK<131>

```

continued on next page







```

SUB 4100
JT 21 ST=PEEK(632):TR=PEEK(644):TP=SCR+X+
MI 20*Y:POKE 709,14:POKE 77,0
25 IF TIME<11 THEN SOUND 1,TIME+30,10,
10
WO 31 POSITION 1,1:? #6;5C:POSITION 17,1:
? #6;TUM
YL 32 LOCATE X,Y,BC
UN 33 IF BC=35 THEN FOR G=1 TO 4:FOR R=-1
5 TO 15 STEP 3:SOUND 0,ABS(R)+35,10,10
:NEXT R:NEXT G:5C=5
AM 35 SOUND 1,0,0,0:TIME=TIME-0.5:V=V+1:I
F TIME<1 THEN 7000
ON 47 IF BC=247 THEN FOR W=15 TO 0 STEP -
2:SOUND 0,30,10,W:NEXT W:5C=5C+100
FB 48 IF BC=59 THEN FOR W=15 TO 0 STEP -2
:SOUND 0,W*8,10,W:NEXT W:5C=5C+250
TW 49 IF BC=106 THEN FOR W=70 TO 60 STEP
-2:SOUND 0,RND(0)*5+3,10,8:NEXT W:5C=5
C+500
GY 50 POKE SCR+X+20*Y,V:IF BC=40 THEN GOS
UB 300
YS 51 POKE 709,0:IF X>18 THEN POKE SCR+X+
20*Y,0:X=X-1
QK 52 IF X<1 THEN POKE SCR+X+20*Y,0:X=X+1
UD 53 IF Y<3 THEN POKE SCR+X+20*Y,0:Y=Y+1
IO 54 IF Y>22 THEN POKE SCR+X+20*Y,0:Y=Y-
1
OY 55 IF RND(0)*6<4 THEN GOSUB 500
MP 57 IF RND(0)*5<2 AND 5C>15000 THEN GOS
UB 550
WB 58 IF RND(0)*4<2 AND 5C>29000 THEN GOS
UB 580
JY 60 SOUND 0,0,0,0:IF BC=45 THEN GOSUB 9
0
JD 61 IF X=51 AND Y=52 THEN GOSUB 300
LL 62 IF X=53 AND Y=54 THEN GOSUB 300
NT 63 IF X=55 AND Y=56 THEN GOSUB 300
NP 64 IF 5C>60000 THEN POKE 710,PEEK(5377
0)
DG 65 IF 5C>39000 AND PEEK(53770)=44 THEN
GOSUB 100
QF 66 IF 5C>100000 THEN POKE 710,0:FOR D=
1 TO 1:NEXT D
NA 80 IF V>11 THEN V=10
IR 81 POKE 709,0:POKE 709,14:IF RND(0)*DI
FF<13 THEN POSITION RND(0)*19,RND(0)*1
8+3:? #6;"":SOUND 0,255,10,5
SC 82 GOTO 20
YW 90 FOR R=1 TO 4:POSITION X,Y:? #6;"":
FOR D=1 TO 10:NEXT D:SOUND 0,255,10,10
FZ 91 POSITION X,Y:? #6;"":FOR D=1 TO 10
:NEXT D:SOUND 0,0,0,0:NEXT R:GOSUB 300
AH 94 RETURN
AQ 100 POSITION RND(0)*19,RND(0)*18+4:? #
6;"":
ZO 101 FOR R=2 TO 20:SOUND 0,R*4,10,10:50
UND 1,R*8,10,10:POKE 712,R*5:SOUND 2,R
,10,10:POKE 712,R:NEXT R
WT 102 POKE 712,0:FOR T=0 TO 3:SOUND T,0,
0,0:NEXT T:RETURN
RJ 300 POSITION X,Y:? #6;"":FOR G=14 TO
1 STEP -1:FOR W=1 TO 25:NEXT W:POKE 70
8,64+G
HR 301 SOUND 0,G,10,G:SOUND 1,G+2,10,G:NE
XT G:POKE 708,206:SOUND 0,0,0,0:SOUND
1,0,0,0
NM 302 FOR EX=4 TO 6:POKE SCR+X+20*Y,EX:F
OR W=1 TO 30:NEXT W:SOUND 0,EX*4,10,10
:NEXT EX:POKE SCR+X+20*Y,0:X=10:Y=12
QU 303 FOR S=0 TO 2:SOUND 5,0,0,0:NEXT S
XM 304 TUM=TUM-1
RI 305 IF TUM=0 THEN GOTO 5000
OY 306 FOR L=15 TO 1 STEP -0.3:SOUND 1,L,
6,L:SOUND 2,L,6,L:NEXT L
NP 310 FOR R=0 TO 2:SOUND R,0,0,0:NEXT R
AW 311 POSITION 51,52:? #6;"":POSITION 5
3,54:? #6;"":POSITION 55,56:? #6;"":
HX 312 51=3:52=19:53=18:54=19:55=3:56=3:P
OKE 708,138
ZD 320 RETURN
UL 400 GRAPHICS 17:POKE 711,137:51=19:52=
18:53=2:54=18:55=0:56=5:POKE 756,CH/25
6:POKE 709,14
MM 405 DL=PEEK(560)+256*PEEK(561):POKE DL
+13,7:POKE DL+15,7
LN 409 POSITION 3,7:? #6;"":J J J J J J J J

```

```

LY 410 POSITION 3,8:? #6;"ENTERING SCREEN
":SN=SN+1
KD 411 POSITION 10,10:? #6;SN
QU 412 POSITION 3,11:? #6;"J J J J J J J
J"
LZ 417 FOR G=1 TO 2
OQ 420 FOR D=15 TO 0 STEP -1:SOUND 0,34,1
0,D:POKE 708,D:NEXT D:NEXT G:RETURN
FQ 500 SNK=SCR+51+20*52:5V=58
WK 510 POKE SNK,0:SOUND 0,20,6,5
ZL 521 IF Y<52 AND X=51 THEN 52=52-1:GOTO
529
XU 522 IF Y>52 AND X=51 THEN 52=52+1:GOTO
529
TT 525 IF X<51 THEN 51=51-1:5V=58
IK 526 IF X>51 THEN 51=51+1:5V=7
VT 529 POKE SCR+51+20*52,5V:RETURN
RH 550 SNK1=SCR+53+20*54:5V=58
FT 555 POKE SNK1,0:SOUND 0,10,6,5
YF 557 IF X<53 THEN 53=53-1:5V=58
MW 558 IF X>53 THEN 53=53+1:5V=7
XG 559 IF Y<54 AND X=53 THEN 54=54-1
UN 560 IF Y>54 AND X=53 THEN 54=54+1
XX 561 POKE SCR+53+20*54,5V:RETURN
UP 580 SNK2=SCR+55+20*56:5V=58
EX 585 POKE SNK2,0:SOUND 0,3,6,5
CL 587 IF X<55 THEN 55=55-1:5V=58
RC 588 IF X>55 THEN 55=55+1:5V=7
EK 589 IF Y<56 AND X=55 THEN 56=56-1
BR 590 IF Y>56 AND X=55 THEN 56=56+1
AX 591 POKE SCR+55+20*56,5V:RETURN
CX 1000 REM --CHARACTER SET--
YK 1010 CH=PEEK(106)-8)*256:FOR I=0 TO 5
12:POKE CH+I,PEEK(57344+I):NEXT I
HN 1020 RESTORE 1100
SX 1030 READ A:IF A<0 THEN RETURN
XD 1040 FOR J=0 TO 7:READ B:POKE CH+A*8+J
,B:NEXT J:GOTO 1030
XD 1100 DATA 10,0,189,126,235,255,255,126
,36
KC 1110 DATA 11,0,36,126,255,106,255,126,
60
WM 1115 DATA 12,0,60,126,126,255,106,126,
189
SC 1120 DATA 4,0,0,4,0,16,8,64,0
KM 1125 DATA 5,1,66,0,34,8,64,20,128
JU 1130 DATA 6,0,0,4,80,8,20,0,0
JL 1140 DATA 2,255,253,239,247,255,191,25
1,191
FM 1143 DATA 58,48,88,56,8,18,34,36,24
VL 1146 DATA 55,0,15,31,62,124,120,112,0
RT 1149 DATA 63,7,5,7,56,40,184,128,128
VA 1150 DATA 42,56,84,146,254,170,84,40,1
6
DM 1170 DATA 3,146,84,16,238,16,84,146,0
XK 1175 DATA 26,0,0,0,0,0,1,3
MT 1176 DATA 27,0,126,255,171,171,255,255
,0
LJ 1177 DATA 28,0,0,0,0,0,0,128,192
DQ 1178 DATA 29,7,7,7,15,15,15,15,7
KF 1179 DATA 30,255,156,8,8,207,8,156,255
TA 1180 DATA 31,224,224,112,112,112,112,2
40,224
KU 1181 DATA 32,7,3,7,24,48,24,4,0
MF 1182 DATA 61,189,195,255,126,60,24,24,
0
YU 1183 DATA 62,224,192,224,24,12,24,32,0
HD 1184 DATA 49,0,0,0,255,0,255,0,0
NQ 1190 DATA 8,170,77,170,77,170,77,170,7
7
UN 1191 DATA 13,254,170,170,170,170,170,1
70,254
AB 1192 DATA 7,6,13,14,8,68,66,34,28
WM 1193 DATA 8,3,192,12,0,51,0,6,96,-1
IW 3000 GRAPHICS 17:POKE 756,CH/256:POKE
708,75:POKE 711,15:POKE 709,11
PZ 3003 POKE 710,255:POSITION 4,7:? #6;"":
J J J J J J J J
TU 3026 POSITION 9,9:? #6;"BACK":POSITION
9,10:? #6;"END":POSITION 9,11:? #6;"e1
^"
HF 3040 COLOR 81:PLOT 0,22:DRAWTO 19,22:P
LOT 0,3:DRAWTO 19,3
BR 3041 L=0.2:POSITION 0,3:? #6;"QQQQQQQQ
QQQQQQQQQQQQ"
SL 3099 RESTORE 3200:R=4
OT 3100 READ F$:IF F$="X" THEN GOTO 3500

```

continued on next page



```

GP 3101 POSITION R,7:? #6;"":FOR D=15 TO
0 STEP -1.3:SOUND 0,D+10,8,D:NEXT D
XC 3102 POSITION R,7:? #6;F$;
YM 3105 R=R+1:GOTO 3100
NQ 3200 DATA G,0,0,D,J,K,I,N,G,J,Z,U,R,P,
X
CJ 3500 POSITION 2,16:? #6;"":SOUND 0,0,0,0:SOUND 1,0,0,0
YN 3503 FOR G=1 TO 100:FOR J=15 TO 0:SOUN
D 0,J*2,0,R:SOUND 1,J*3,0,J
GD 3505 POKE 709,J+100:NEXT J:NEXT G:SOUN
D 0,0,0,0:SOUND 1,0,0,0
BK 4000 GRAPHICS 17:POKE 756,CH/256:POKE
708,14:POKE 710,55:POKE 709,255
YW 4001 P=5:CC=0:POSITION 4,2:? #6;"":
LQ 4002 COLOR 81:PLOT 0,3:DRAWTO 19,3:PL
T 0,22:DRAWTO 19,22
NO 4004 POSITION 1,P:? #6;"PASTA PKT w
100":GOSUB 4900
NG 4005 POSITION 1,P:? #6;"SEASONINGS 5
250":GOSUB 4900
MN 4006 POSITION 1,P:? #6;"GARLIC 5
500":GOSUB 4900
ND 4007 POSITION 1,P:? #6;"SPEC. PASTA #
5000":GOSUB 4900
JG 4008 POSITION 1,17:? #6;"AVOID COLLAND
ERS 5"
LP 4009 POSITION 1,19:? #6;"AVOID MAGGOTS
5"
OJ 4010 POSITION 5,21:? #6;"PRESS START":
FOR D=1 TO 50:NEXT D
MO 4011 POSITION 5,21:? #6;"press start":
FOR D=1 TO 50:NEXT D:CC=CC+1:IF CC=30
THEN GOTO 3000
BR 4015 IF PEEK(53279)=6 THEN GOTO 5
OR 4020 GOTO 4010
WO 4100 POKE TP,0:X=X+(ST<8)-(ST>8 AND ST
<12):Y=Y+(ST=13)-(ST=14):RETURN
PC 4900 FOR D=15 TO 0 STEP -1:SOUND 0,50,
10,D:NEXT D:P=P+3:RETURN
RI 5000 POSITION 17,1:? #6;"0":FOR E=14 T
O 0 STEP -1:POKE 710,64+E
BY 5001 FOR R=1 TO 10:NEXT R:SOUND 0,E,0,
10:NEXT E:SC=0:SN=0
CF 5005 FOR D=7 TO 12:POSITION 5,D:? #6;"
":NEXT D
RK 5010 POSITION 6,8:? #6;"PANELOVER"
AQ 5050 FOR L=20 TO 70:SOUND 0,L,10,10:50
UND 1,L,6,10:NEXT L
SO 5061 SOUND 0,0,0,0:SOUND 1,0,0,0:C=0
YQ 5065 C=C+1:POSITION 5,10:? #6;"PRESS 5
TART":C=C+1
BT 5076 IF C=28 THEN FOR I=19 TO 0 STEP -
1:COLOR 0:PLOT I,0:DRAWTO I,23:FOR D=1
TO 5:NEXT D:NEXT I:GOTO 3000
LR 5080 IF PEEK(53279)=6 THEN SN=0:GOTO 5
UD 6000 GOTO 5065
NM 7000 COLOR 176:PLOT 9,1:COLOR 42:PLOT
X,Y
VE 7001 SOUND 0,255,10,10:SOUND 1,254,10,
10:FOR L=1 TO 50:POKE 710,PEEK(53770):
NEXT L
LB 7002 RESTORE 7100
WH 7005 READ MUSIC:IF MUSIC=255 THEN 7120
LE 7010 SOUND 0,MUSIC,10,10:FOR G=7 TO 1
STEP -1.5:SOUND 1,MUSIC,10,G+4
PE 7025 NEXT G:POKE 712,MUSIC:POKE 710,PE
EK(53770):GOTO 7005
BG 7100 DATA 121,1,121,121,96,114,121,96,
96,1,96,96,81,91,96,91,91,1,91,91,76,8
1,91,96,96,114,114,121,121,121,255
LR 7120 SOUND 0,0,0,0:SOUND 1,0,0,0:POKE
712,0:FOR I=0 TO 19:COLOR 0
7122 PLOT I,0:DRAWTO I,23:FOR D=1 TO 5
:NEXT D:NEXT I
ZL 7201 IF DIFF<110 THEN DIFF=120
YJ 7202 CTT=CTT+1
QC 7204 IF CTT=3 THEN 9000
OU 7207 EG=EG+7:WB=WB+0.5:DIFF=DIFF-27:GO
SUB 400:BR5=BR5+1
ND 7210 GRAPHICS 17:POKE 756,CH/256:POKE
710,PEEK(53770):POKE 708,138:GOB=GOB+7
:GOTO 7
NS 9000 GRAPHICS 17:POKE 710,14:POKE 756,
CH/256:POSITION 5,6:? #6;"BONUSBONUS"
:CTT=0
JU 9001 POSITION 3,10:? #6;"BONUSBONUSB
3"

```

```

NM 9002 POSITION 3,12:? #6;"BONUSBONUSB
3"
BO 9003 POSITION 4,14:? #6;"BONUSBONUSB
3"
RC 9004 COLOR 33:PLOT 0,16:DRAWTO 19,16:P
LOT 0,4:DRAWTO 19,4
MN 9006 FOR D=1 TO 140:POKE 708,RND(0)*10
+50:NEXT D
WL 9010 GRAPHICS 17:GOSUB 11111:POKE 756,
CH/256:POSITION 5,0:? #6;"BONUSBONUSB
3":X=10:Y=10:POKE 708,156
LW 9011 POSITION 0,22:? #6;"BONUSBONUSB
3":TIME=0:T=10:IF SC>30000 THEN
T=6:51=4:52=16
KI 9012 POSITION 0,3:? #6;"BONUSBONUSB
3":IF SC>70000 THEN T=3
PT 9013 POSITION 5,23:? #6;"AVOID TRAPS"
GM 9014 FOR K=5 TO 21 STEP 3
DY 9015 POSITION 3,K:? #6;" - - -
"
DQ 9017 NEXT K:SCR=PEEK(88)+256*PEEK(89):
BS=0
WC 9050 TP=SCR+X+20*Y:ST=PEEK(632):POKE 7
10,14
OW 9051 IF X=51 AND Y=52 THEN 9700
AD 9053 IF SC>50000 AND RND(0)*9<5 THEN G
OSUB 500
NI 9055 GOSUB 4100:IF X>18 THEN POKE SCR+
X+20*Y,0:X=X-1
SU 9060 IF X<1 THEN POKE SCR+X+20*Y,0:X=X
+1
XV 9061 IF Y<5 THEN POKE SCR+X+20*Y,0:Y=Y
+1
OQ 9062 IF Y>20 THEN POKE SCR+X+20*Y,0:Y=
Y-1
BY 9063 SOUND 0,0,0,0:IF BS=3 THEN 9200
LU 9070 POKE TP,11:FOR D=1 TO 8:NEXT D:LO
CATE X,Y,BC:POSITION 7,2:? #6;"COUNT "
;BS
CW 9075 IF BC=45 THEN 9700
RW 9080 POKE TP,0:POKE 710,PEEK(53770)
JP 9100 IF TIME=0 THEN T1=INT(RND(0)*15)+
3:T2=INT(RND(0)*15)+4:POSITION T1,T2:?
#6;" "
KJ 9103 TIME=TIME+1:IF TIME>T THEN POSITI
ON T1,T2:? #6;" ":FOR D=10 TO 0 STEP -
1:SOUND 0,10,10,D:NEXT D:TIME=0
YB 9107 IF BC=163 THEN FOR D=1 TO 10:SOUN
D 0,D+2,8,6:POKE 712,D*3:NEXT D:BS=BS+
1:SOUND 0,0,0,0:POKE 712,0
TK 9150 GOTO 9050
II 9200 REM
KF 9240 POSITION 3,23:? #6;"CONGRATULATIO
NS"
UN 9241 POSITION 5,2:? #6;"BONUSBONUSB
3"
SN 9245 FOR D=1 TO 10:SOUND 0,RND(0)*10,1
0,10:SOUND 1,RND(0)*20,10,10:NEXT D:A=
INT(RND(0)*10)*1000+1000:SC=SC+A
SP 9246 POSITION 5,2:? #6;"BONUS ";A;"
":SOUND 0,0,0,0:SOUND 1,0,0,0
YT 9247 FOR D=1 TO 10:FOR F=15 TO 0 STEP
-1:POKE 708,F:NEXT F:NEXT D
CK 9248 SN=SN+1:GOSUB 400:GRAPHICS 17:POK
E 756,CH/256:POKE 710,121:POKE 708,138
:GOTO 7
LA 9700 POKE TP,0:POSITION 3,23:? #6;"SOR
RY NO BONUS"
QT 9704 FOR JJ=30 TO 50
YH 9705 FOR D=-15 TO 15 STEP 3:SOUND 0,AB
5(D)+JJ,10,10:POKE 708,D+50:NEXT D
OY 9706 NEXT JJ
DZ 9707 SOUND 0,20,6,10:POKE 708,255:FOR
D=1 TO 40:NEXT D:SOUND 0,0,0,0
SD 9710 SN=SN+1:GOSUB 400:GRAPHICS 17:POK
E 756,CH/256:POKE 710,137:POKE 708,138
:GOTO 7
VW 9999 GOTO 9050
PI 10000 REM --DLI-BLUE--
KD 11111 RESTORE 11115
UX 11112 FOR ADD=1536 TO 1536+28:READ B:P
OKE ADD,B:NEXT ADD
SG 11115 DATA 72,138,72,141,10,212,169,11
2,141,26,208,162
LG 11116 DATA 15,141,10,212,202,208,250,1
73,200,2,141,26,208,104,170,104,64
RC 11120 POKE 512,0:POKE 513,6:DL=PEEK(56
0)+256*PEEK(561)
ID 11130 POKE DL+2,112+128:POKE 54286,192
VN 11147 POSITION 6,0:? #6;"BONUSBONUSB
3":RE
TURN

```



# Tech Tips

## THREE COLORFUL GRAPHICS DEMOS

By Mark Proudfoot

These three colorful BASIC graphics demonstrations were sent by Mark Proudfoot, 14, a high school student from Brentwood, California.

**Easter Egg Maker** produces a beautiful, flashing Easter egg, using pastel shades for excellent effect. **Rainbow** is a Graphics 11 demo with sound, producing a different set of "rainbows" each time. **Pipe** is in Graphics 9 and produces a pipe with water running out of it. The delicate shading gives an almost three-dimensional effect.

### LISTING 1

```

FQ 1 REM EASTER EGG MAKER
OF 2 REM BY MARK PROUDFOOT
TO 3 REM (C)1989, ANTIC PUBLISHING INC
QH 10 GRAPHICS 7:POKE 752,1:POKE 708,14:C
    OLOR 1:POKE 710,208:POKE 712,208:POKE
    709,0
CV 12 ? "The Easter Egg Maker-by Mark Pro
    udfoot Press ENTER to create another
    egg."
US 13 ? "      Press ENTER to end.":FO
    R F=1 TO 2
TW 15 R=1.1:IR=1/R:PI=6.28318531:NPT=360
DG 20 NX=80:NY=40:SIZE=42/R:DX=R*PI/NPT:D
    Y=IR*PI/NPT
PB 35 X=0:Y=SIZE
AC 40 FOR I=1 TO 80 STEP 1
YM 50 PLOT X+NX,Y+NY:PLOT NX+X,NY-Y:PLOT
    NX-X,NY+Y:GOSUB 80:PLOT NX-X,NY-Y:GOSUB
    80:IF F=2 THEN GOSUB 200
KA 60 X=X+(Y*(DX)):Y=Y-1.4*(X*(DY))
BH 70 TRAP 130:NEXT I:NEXT F:GOTO 190
QE 80 IF F=1 THEN RETURN
QZ 90 GOSUB 160
TY 92 SETCOLOR 1,RND(0)*15,14
SM 100 POKE 765,RND(0)*3
UT 110 XIO 18,#6,0,0,"S"
ZB 120 RETURN
PB 130 F=2:GOTO 15
QW 150 REM
BQ 160 SETCOLOR 0,RND(0)*15,14
CG 170 SETCOLOR 1,RND(0)*15,14
ZN 180 RETURN
CO 190 GOSUB 160:GOSUB 200:GOTO 190
DO 200 IF PEEK(53279)=6 THEN RUN
NU 210 IF PEEK(53279)=5 THEN GRAPHICS 0:E
    ND
ZC 220 RETURN
  
```

### LISTING 2

```

RW 1 REM RAINBOW
OF 2 REM BY MARK PROUDFOOT
TO 3 REM (C)1989, ANTIC PUBLISHING INC
UR 10 GRAPHICS 11:F=3:POKE 712,13
  
```

Don't type the  
TYPO II Codes!

```

SI 20 GOSUB 100:IF G=3 THEN GOTO 130
YD 30 REM VERTICAL LINES
DD 40 PLOT 0,RND(0)*179
SQ 50 FOR B=1 TO 79 STEP 2:C=RND(0)*179:C
    OLOR INT(RND(0)*14)+2
SK 60 DRAWTO B,C:SOUND 1,C,0,10
GK 70 NEXT B
GR 80 F=6:GOTO 20
JQ 90 REM HORIZONTAL LINES
KA 100 G=G+1:FOR A=1 TO 185 STEP F:COLOR
    INT(A/15)+1:IF G=2 THEN COLOR 13
MF 110 SOUND 0,0,0,A/15:PLOT 0,A:DRAWTO 7
    9,A
SZ 120 NEXT A:COLOR 0:RETURN
AS 130 SOUND 1,0,0,0:FOR DE=1 TO 500:NEXT
    DE
MG 140 COLOR 0:FOR A=185 TO 1 STEP -2
YT 150 SOUND 0,0,0,A/15:PLOT 0,A:DRAWTO 7
    9,A:NEXT A
RV 160 GOSUB 210
LD 170 FOR A=15 TO 0 STEP -0.5
FK 180 SOUND 0,0,0,A:POKE 712,A
DH 190 NEXT A
AT 200 PRINT #6;"R":GOSUB 210:END
HY 210 FOR DE=1 TO 1000:NEXT DE:RETURN
  
```

### LISTING 3

```

PA 5 REM PIPE
UJ 6 REM BY MARK PROUDFOOT
TS 7 REM (C)1989, ANTIC PUBLISHING INC
YR 10 GRAPHICS 9:POKE 712,16:DEG
HN 40 FOR B=1 TO 61
PZ 50 FOR A=10 TO 17:COLOR A-9
JT 60 PLOT A,B:NEXT A
TV 70 FOR A=18 TO 25:COLOR 25-(A-4)
TS 80 PLOT A,B:NEXT A:NEXT B
DJ 90 FOR A=31 TO 46:K=A-30:COLOR K
JU 100 PLOT 25-INT(K/3),A:DRAWTO 40,A
PP 110 NEXT A:C=15
CX 115 FOR A=46 TO 61:K=ABS(A-61):COLOR K
JY 120 PLOT 25-INT(K/3),A:DRAWTO 40,A
AF 125 NEXT A:C=15:SOUND 1,25,0,2
TO 130 X=41:Y=INT(RND(0)*3)+58:G=(RND(0)*
    2)+2
HE 135 SOUND 0,PEEK(53770),10,2:SOUND 0,P
    EEK(53770),8,2
DQ 140 COLOR (RND(0)*8)+1:G=G*1.5:PLOT X,
    Y
MK 150 X=X+2:Y=Y+G
BU 160 IF X>78 OR Y>179 THEN GOTO 130
PJ 170 GOTO 135
  
```

Antic pays \$25 for every original and exclusive Tech Tip submission that we publish. Send your 8-bit or ST disk and printout to: Antic Tech Tips, 544 Second Street, San Francisco, CA 94107. Tech Tips welcomes very short programs that demonstrate the Atari's powers, simple hardware modifications, or useful macros for popular software.



## Antic Classifieds



**Munich Atari XL/XE Public Domain Association** is looking for members. Great PD-selection. We sell (\$2/2\$), change and buy PD-software. Free list. Write to: Florian Bechert, August-Foppl-Str.17, 8000 Munchen 50, West-Germany (FRG)(8/89)



Try us for your Atari Public Domain software needs. Good prices, fast service. Write for free catalog. Vulcan Software, P.O. Box 692 Manassas, VA 2211-0692 (9/89)

**PRINTSHOP GRAPHICS.** Holidays \$15.00. LDS Prophets and Temples \$15.00. LDS Church Auxiliaries \$15.00. 120 pictures each. Free Catalog. PCS Software Box 18574, Kearns, UT 84118. (10/89)

130 XE, XEP80, I.C.D. MIO (256K) & CABLES. ALL DOCS. IN ORIGINAL CARTONS. USED LESS THAN 6 MONTHS. \$375.00. ALSO ADAPTEC 4000A HD CONT. & 50 PIN SCSI CABLE, \$60.00. AFTER 6 P.M. CDT 205-649-5004. (8/89)

**Treasure Hunters** Wanted to play a new action text game. Cash Prizes for info SASE MEADOW-BROOK GAMES 30860 Alicante, Homeland, CA 92348 (8/89)



10 disks with the best P.D. games ever made for the Atari 8-bit for only \$10.00 plus 2.00 S/H. Order NOW! E.Lopez, P.O. Box 6772, Pico Rivera, CA 90661-6772



The A Exchange—A Users Newsletter for ALL Atari Owners. Send SASE for FREE Issue. The A Exchange, P.O. Box 25852-A, Fresno, CA 93729. (8/89)

**EXCELLENT PD SOFTWARE FOR 800/XL/XE.** Large selection, low prices, and fast service. Send SASE: CLASSIC SOFTWARE, P.O. BOX 373, RUNNEMEDE, NEW JERSEY 08078 (8/89)



**BEST PD DISKS/PRICES**—fastest service—FREE bonuses—8-bit/ST. Automatic DISK-A-MONTH program. Full disks less than \$1.50 each. Super sample disk with catalog \$3.50. Specify computer. PATNOR, POB 370782, El Paso, TX 79937

**ENJOY selected PD software!** Games—productivity—utilities—more! Demo disk, \$3.00. . . catalog FREE. Homemade, 6011 Hyde Park Circle, Suite 208, Jacksonville, FL 32201 (8/89)

**MUSIC LOVERS! MIDI YOUR ATARI!** We have music software, Midi interfaces, and hundreds of pre-programmed songs available for the Atari XL/XE and Atari ST. For catalog send \$1.00 to The MIDI Inn, P.O. Box 2362, Dept. AN7, Westmont, IL 60559. Specify your computer, music software and Midi instruments on hand. (9/89)



**CREATE/PRINT MUSIC MANUSCRIPT.** 48K 800/XL/XE. Words and music. WYSIWYG. Epson, Star, Panasonic printers, or easily create your own driver. Very high quality display and output. A SERIOUS TOOL for musicians; a NEAT TOY for music-lovers. Written by an M.A. in music. \$19.95. 30-day MONEY-BACK GUARANTEE. John Kelleher, 4400 New Jersey Street, San Diego, CA 92116 (10/89)

Your choice of 8-bit P.D. software on each side of every disk. Great selection, competitive prices. Send SASE for catalog. Dino's RYO, 664 W.Arrow Hwy, Suite 197, San Dimas, Calif. 91773

**CHRISTIAN SOFTWARE** and **PUBLIC DOMAIN PD** low as \$1.80/disk. Send SASE for Catalog. AGAPE GAMES Disk five Christian Games \$12.95 (8 BITS W/48K). Dan Sharpe GPO Box 911 Chicopee MA 01021 (9/89)

**USED 8-BIT EQUIPMENT, SOFTWARE, ACCESSORIES,** SEND S.A.S.E. (45 CENTS) BUSINESS SIZE, OR 45 CENT STAMPS FOR PRICES AND HUGE LIST. L. CHRISTOFFER, 1806 PATRICK, BURLINGTON, WA 98233 (8/89)



Stop overpaying for P.D. Software!!! ALL 8-bit disks only \$2.00 each, ST only \$3.00. Quantity discounts, great selection. Specify computer. Send large SASE: MWPDS, 890 N. Huntington St., Medina, OH 44256 (8/89)

SI gives you MORE for LESS! Our SUPERIOR ATARI 800/XL/XE P-D Theme Collections average 35 programs (7 cents each!) per D-S disk. Shipping FREE. Send only \$3.00 for MLX GAMES' GREATEST HITS (our Most Popular title)—receive SI's newest Catalog FREE! Catalog alone/ \$2.00. SOFTWARE INFINITY, 642 East Waring Avenue, State College, PA 16801 (7/89)

**NEW 800/XL/XE SOFTWARE!** An International Collection of Shareware and Public Domain programs for the discriminating Atari owner. Every disk Guaranteed! Dependable world-wide service. Low prices! Free descriptive catalogue. BELLCOM, Box 1043-A, Peterborough, Ontario, Canada K9J 7A5 (8/89)

Atari 800/XL/XE public domain disks. High quality disks, fast service, free list. High quality disks, fast service, free list. 1st Byte, PO Box 130822, Tyler, TX 75713 (8/89)

250+ DS/SD DISKS OF PD SOFTWARE FOR YOUR ATARI 8-BIT. PLEASE SEND \$3 TO: AAPDS 6-18TH EDMORE, HUTCHINSON, KS 67502.

**Public Domain Software**—ST \$4/Disk, 800/XL/XE \$3/Disk. Largest ST Selection. The Atari ST Book \$16.95. Fast Service, Visa/Mastercard, FREE catalog—Specify Computer. BRE Software, 352 W. Bedford, Suite 104-A, Fresno, CA 93711. (800) 347-6760 (1/90)



**BATTERY BACKED UP RAMDISK.** Never lose your memory, Boot from Ramdisk! No installation. Ramdisk cartridge plugs into Atari 400/800 or XL/XE. 32K \$99.95, 64K \$129.95, 192K \$249.95 Certified check, Money order, VISA accepted. CANOE COMPUTER SERVICES, 11006-155 St., Edmonton, AB, T5P-2N3 Phone (403) 437-4619 (8/89)

## Advertisers Index

	PAGE NO.
ALPHA SYSTEMS .....	11
AMERICAN TECHNAVISON .....	2
ANTIC .....	46,47
B & C COMPUTERVISON .....	IBC
C.S.S. ....	19
SAN JOSE COMPUTER .....	6
START .....	4

## Advertising Deadlines

### October 1989

Insertion Orders: June 30  
Artwork: July 7  
On Sale: Last week of August

### November 1989

Insertion Orders: August 1  
Artwork: August 8  
On Sale: Last week of September



# BUY

# SELL

# TRADE

# SWAP

## Antic Classifieds

544 Second Street, San Francisco, CA 94017  
Telephone (415) 957-0886

Name \_\_\_\_\_ Company \_\_\_\_\_  
Address \_\_\_\_\_ Phone \_\_\_\_\_  
City/State/Zip \_\_\_\_\_  
MasterCard/Visa Number \_\_\_\_\_ Expiration Date \_\_\_\_\_  
Signature \_\_\_\_\_ Issue(s) Ad to Appear \_\_\_\_\_  
Enclosed is my payment for \$ \_\_\_\_\_

**RATE:** \$1.00 PER WORD—twenty (20) word minimum.

**BOLDFACE:** Add \$7.50 per line for boldface words or add \$40.00 for the entire ad set in boldface (any number of lines).

**STARS:** Add \$6.50 for one (1) line of six (6) stars ★★★★★★ at top of ad.

**TERMS:** Prepayment is required. Check, Money Order, Visa or MasterCard is accepted. Make check payable to Antic Publishing.

**FORMS:** Ads are subject to publisher's approval and **MUST BE TYPED**. Please underline words to be set in boldface.

**GENERAL INFORMATION:** Advertisers using Post Office Box numbers in their ads must supply permanent address and telephone numbers. Ad will appear in the next available issue after receipt unless otherwise specified.

**DEADLINE:** 90 days prior to cover date (e.g., December 1988 closes September 1, 1988—December issue on sale November 1, 1988).

**Clip this coupon, attach to typewritten copy and send with remittance to address on the left.**

**HANDWRITTEN COPY WILL NOT BE ACCEPTED**

**AN AD IN ANTIC REACHES MORE THAN 100,000 SERIOUS ATARI USERS**

## SUPER BONUS PROGRAM on Antic Disk!

You get even more value when you get the Antic disk... a Bonus Program that's too large a type-in program to fit in the magazine.

Plus you get all 172K of this month's Antic programs on disk. Great 8-bit software without typing!

**Order your disk now!**

Phone toll-free:

**1-800-234-7001**

(Visa/Mastercard orders)

**Ask for ADS889**



*Moving?*  
*Don't forget us!*

place current mailing label here

New Address \_\_\_\_\_

Name \_\_\_\_\_

Address \_\_\_\_\_

City \_\_\_\_\_

State \_\_\_\_\_

Zip \_\_\_\_\_

☐ I am also a start subscriber.

Fill in coupon and mail to:  
Antic, P.O. Box 1919  
Marion, OH 43306



# BACK ISSUE SALE

## Complete Your Atari "Toolkit"

### SAVE 25% TO 35%

#### How To Order:

Simply give the Order Numbers of the issues you want, and include the letter corresponding to the following selections:

- A- magazine & disk**
- B- magazine only**
- C- disk only**

*Example: 1A- is for "April 1983, magazine & disk"*

If no letters are indicated in your order, we will automatically send you the magazine only (B).

#### Prices:

	1 To 5 Issues	If you order more than 5 Issues
Magazine & Disk	\$7.00 each	\$6.50 each
Magazine only	\$3.00 each	\$2.75 each
Disk only	\$5.00 each	\$4.75 each

Please include shipping & handling charges:  
1 to 5 issues: \$1 for each issue  
6 and over : \$ 5 plus 50c for each issue over 5.

**FOR ORDERS ONLY CALL TOLL- FREE  
(800) 234-7001 (7-5pm PST.)**

**MasterCard & Visa Only**

Or send your check to: ANTIC BACK ISSUES  
544 Second Street San Francisco, CA 94107  
California residents add 6 1/2% sales tax.

## Back Issue Order Form

Order #	Selection A, B, or C	Order #	Selection A, B, or C
_____	_____	_____	_____
_____	_____	_____	_____
_____	_____	_____	_____
_____	_____	_____	_____
_____	_____	_____	_____
_____	_____	_____	_____

**Total Issues  
Ordered:** \_\_\_\_\_

**Total Issues Ordered:**

**1 to 5      6 & over:**

No. Issues of Sel. A: _____	x \$7 ea.	x \$6.50 ea.	= \$ _____
No. Issues of Sel. B: _____	x \$3 ea.	x \$2.75 ea.	= \$ _____
No. Issues of Sel. C: _____	x \$5 ea.	x \$4.75 ea.	= \$ _____

Total \$ \_\_\_\_\_

Shipping & handling \$ \_\_\_\_\_  
Amount enclosed \$ \_\_\_\_\_

☐ Check Enclosed    ☐ VISA    ☐ MasterCard

Name \_\_\_\_\_

Address \_\_\_\_\_

City \_\_\_\_\_ State \_\_\_\_\_ Zip \_\_\_\_\_

Credit Card # \_\_\_\_\_

Exp. Date \_\_\_\_\_

Canada, Mexico and all other foreign add \$1. per issue. Payment in U.S. funds must accompany all foreign orders. California residents add 6 1/2 % sales tax.

**Antic**  
The ATARI Resource



**Missing any issues? Looking for those great utilities,  
games, and reviews? You'll find it all right here!  
Copies are limited, so order today!**

<b>ORDER #</b>	<b>ISSUE</b>
1	<b>April 1983:</b> Games—3-D Maze, Voyeur (No Disk)
2	<b>May 1983:</b> Telecomputing—Microids, Tele Chess (No Disk)
3	<b>June 1983:</b> Databases—Stargazing, Dancin' Man (No Disk)
4	<b>July 1983:</b> Adventure Games—Dragonsmoke, Shoot-em-up Math
5	<b>August 1983:</b> Graphics—3-D Fuji, Keystroke Artist
6	<b>September 1983:</b> Education—P/M Tutor
7	<b>October 1983:</b> Sports Games—AutoCassette
8	<b>November 1983:</b> Sound & Music—Air Raid, Casting Characters
9	<b>December 1983:</b> Buyer's Guide— AUTORUN.SYS, Automate Player/Missiles
10	<b>January 1984:</b> Printers—Pocket Calendars, Screen Dump
11	<b>February 1984:</b> Personal Finance—TYPO, Gauntlet
12	<b>March 1984:</b> International Issue—DiskRead, Poker Solitaire
13	<b>April 1984:</b> Games—Risky Rescue, Math Wizard
14	<b>May/June 1984:</b> Exploring XL Computers— Escape from Epsilon, Scroll to the Top
15	<b>July 1984:</b> Communications—AMODEM, BASIC Animation Secrets
16	<b>August 1984:</b> Disk Drives—Horseplay, Recall
17	<b>September 1984:</b> Computer Graphics— Graphics Converter, Olympic Dash (No Magazine)
18	<b>October 1984:</b> Computer Learning—Bouncing Ball, Antic 4/5 Editor/Animator
19	<b>November 1984:</b> Computer Adventures— Adventure Island, Advent X-5
20	<b>December 1984:</b> Buyer's Guide—Infobits, Biffdrop
21	<b>January 1985:</b> Super Utilities—TYPO II, DISKIO
22	<b>February 1985:</b> Finances—Home Loan Analyzer, Drum/Bass Synth
23	<b>March 1985:</b> Printers—Kwik Dump, Font Maker
24	<b>April 1985:</b> Computer Frontiers—Dot Matrix Digitizer, Speech Editor
25	<b>May 1985:</b> New Super Ataris—Son of Infobits, Arena Racer
26	<b>June 1985:</b> Computer Arts—View 3-D, The Musician
27	<b>July 1985:</b> Computer Challenges—Miniature Golf, Guess That Song
28	<b>August 1985:</b> Telecommunications—Atari 'Toons, Pro*Term
29	<b>September 1985:</b> Power Programming— One-Pass Disk Copy 130, Crickets

<b>ORDER #</b>	<b>ISSUE</b>
30	<b>October 1985:</b> Mind Tools—Graph 3D, GEM Color Cascade
31	<b>November 1985:</b> New Communications— TYPO II Double Feature, 130XE Memory Management
32	<b>December 1985:</b> Shoppers Guide—DISKIO Plus, Box-In
33	<b>January 1986:</b> Atari Products are Back— Appointment Calendar, Dungeon Master's Apprentice
34	<b>February 1986:</b> Printer Power—T-Shirt Construction Set, Forth Escapes
35	<b>March 1986:</b> Practical Applications—Lunar Lander Constructor, Lie Detector
36	<b>April 1986:</b> Computer Mathematics—Fractal Zoom, 3-D Fractals
37	<b>May 1986:</b> 4th Anniversary—Digital Gardener, Molecular Weight Calculator
38	<b>June 1986:</b> Summer Computing—Weather Wizard, Bomb Squad
39	<b>July 1986:</b> Computer Arts—Amazing Card Shuffler, Grafcon ST
40	<b>August 1986:</b> Online Communications— Ultrafont, Floppy Filer
41	<b>September 1986:</b> Weather—WEFAX Decoder (8-bit/ST), BASIC Tracer
42	<b>October 1986:</b> Hard Disks—Video Stretch, TYPO ST
43	<b>November 1986:</b> Personal Finance—Budget dataBASE, V-Graph
44	<b>December 1986:</b> Shoppers Guide—Stepper Motors, Nuclear Waste Dump
45	<b>January 1987:</b> Talking Atari—Talking Typewriter, Rebound
46	<b>February 1987:</b> Word Processing—SF Fogger, Electric Charlie!
47	<b>March 1987:</b> Dvorak Keyboard, Multi-AUTORUN
48	<b>April 1987:</b> —Designer Labels, Taxman
49	<b>May 1987:</b> 5th Anniversary—A-Rogue, Poker Slot Machine
50	<b>June 1987:</b> Animation—Verbot Commander, Citadel
51	<b>July 1987:</b> Print Anything—Ghost Writer, Your Net Worth
52	<b>August 1987:</b> Atari Muscle—Sideways Spreadsheet, Diamond Dave
53	<b>September 1987:</b> Work/Play—Mighty Mailer, Maximillian B.
54	<b>October 1987:</b> Football Predictor—Antic Prompter (8-bit/ST), Spelling Checker
55	<b>November 1987:</b> Practical Applications— Critical-Path Projects, WYSIWYG Cassettes
56	<b>December 1987:</b> Print Holiday—P.S. Envelope Maker, Antic Publisher



# B&C ComputerVisions

3257 KIFER ROAD  
SANTA CLARA, CA 95051  
(408) 749-1003  
(408) 749-9389 FAX



STORE HOURS  
TUE - FRI 10am - 6pm  
SAT - 10am - 5pm  
CLOSED SUN - MON

## 800/XL/XE SOFTWARE

ALL TITLES ON DISK

### ENTERTAINMENT

12 ADAMS ADVENTURES ..	14.95
ALIANTS .....	26.95
ALT. REALITY CITY.....	26.95
ALT. REALITY DUNGEON..	26.95
BEYOND CASTLE WOLF....	14.95
BISMARCK .....	26.95
BOP & WRESTLE .....	26.95
BORDINO:1812 .....	26.95
BOULDERDASH CONSTR.SET	17.95
BRUCE LEE .....	17.95
CASTLE WOLFENSTEIN....	14.95
DALLAS QUEST .....	7.95
D-BUG .....	7.95
F-15 STRIKE EAGLE .....	31.50
FIGHT NIGHT .....	17.95
GAUNTLET (64K) .....	31.50
DEEPER DUNGEONS.....	22.50
GUNSLINGER .....	26.95
HARD HAT MAC .....	7.95
JAWBREAKER .....	9.95
KARATEKA .....	13.50
KNICKERBOCKERS .....	13.50
KORONIS RIFT .....	13.50
LAST V-8 .....	8.95
LEADERBOARD .....	13.50
MAIL ORDER MONSTERS ..	13.50
MICROLEAGUE BASEBALL ..	35.95
MONTEZUMA'S REVENGE....	14.95
MOUSEQUEST .....	17.95
MOON SHUTTLE .....	7.95
NINJA .....	8.95
OIL'S WELL .....	9.95
O'RILEY'S MINE .....	9.95
PIRATES OF BARB. COAST	22.50
PREPPIE I & II .....	9.95
RESCUE ON FRACTALAS...	13.50
SILENT SERVICE .....	31.50
SPEEDKING .....	8.95
SPIDERMAN .....	7.95
SPITFIRE 40 .....	31.50
STARFLEET I .....	44.95
SPY VS. SPY III .....	17.95
STOCKMARKET .....	22.50
STRIP POKER .....	26.95
SUMMER GAMES .....	17.95
TAX DODGE .....	9.95
THE HULK .....	7.95
TOMAHAWK (64K) .....	26.95
TOP GUNNER .....	17.95
TOUCHDOWN FOOTBALL ..	13.50
TRAILBLAZER .....	26.95
UNIVERSE .....	44.95
ZAXXON (400/800).....	13.50

### PROGRAMMING

ACTION! .....	71.95
ACTION! TOOLKIT .....	26.95
BASIC XL .....	53.95
BASIC XL TOOLKIT .....	26.95
BASIC XE .....	71.95
DOS 2.5 .....	7.95
DOS XE .....	10.00
DISK I/O .....	26.95
KYAN PASCAL .....	62.95
LIGHTSPEED C .....	35.95
LOGO .....	19.95
MAC/65 .....	71.95
MAC/65 TOOLKIT .....	26.95
MACRO ASSEMBLER .....	22.50
PILOT .....	19.95
SPARTA DOS X .....	71.95
TOP DOS 1.5 PLUS .....	35.95

### PRODUCTIVITY

ANIMATION STATION .....	89.95
ATARIWRITER+ .....	39.95
ATARI BOOKKEEPER .....	24.95
ATARI MUSIC II .....	14.95
AWARDDWARE (1050) .....	13.50

BANK STREET WRITER....	14.95
BLAZING PADDLES .....	31.50
CELEBRITY COOKBOOK .....	26.95
COMPUTE YOUR ROOTS .....	35.95
DATAMANAGER .....	17.95
FAMILY FINANCE .....	6.95
GUITAR WIZARD .....	26.95
HOME ACCOUNTANT .....	19.95
HOME FILING MANAGER..	6.95
HOMEPAK .....	24.95
INVENTORY MASTER .....	80.95
LETTER WIZARD .....	29.95
MUSIC CONSTRUCTION SET	13.50
NEWSROOM (1050 - 64K)..	44.95
NEWS STATION .....	26.95
NEWS STA. COMPANION..	26.95
PAGE DESIGNER .....	26.95
PRINT POWER (1050)....	13.50
PRINTKIT (1050) .....	13.50
PRINTSHOP .....	34.95
P.S. COMPANION (64K) ..	24.95
P.S.GRAPHICS LIBRARY 1	17.95
P.S.GRAPHICS LIBRARY 2	17.95
P.S.GRAPHICS LIBRARY 3	17.95
PROOF READER .....	17.95
PUBLISHING PRO .....	35.95
RUBBER STAMP .....	26.95
SYNTREND (130XE) .....	35.95
SUPER MAILER .....	35.95
THE LOTTO PROGRAM .....	17.95
TIMEWISE .....	6.95
TURBOWORD/80 COLUMN	
REQUIRES XEP80.....	44.95
VIDEO TITLESOP (64K)..	26.95
GRAPHICS COMPANION..	17.95
VIRTUOSO .....	29.95
VISICALC .....	24.95

### EDUCATION

ATARI LIGHT MODULE	
(REQ. STARTER SET) ..	9.95
BUZZWORD .....	35.95
GRANDMA'S HOUSE (-10)	9.95
HEY DIDDLE (AGE 3-10)..	9.95
MASTER TYPE .....	14.95
PLANATARIUM .....	22.50
STATES AND CAPITALS ..	9.95
TOUCH TYPING .....	9.95
CBS (AGE 3-6):	
ASTROGROVER .....	8.95
BIG BIRD SPEC DELIVE	8.95
ERNIE'S MAGIC SHAPE.	8.95
DESIGNWARE:	
MATHMAZE (6-11) .....	35.95
MISSION ALGEBRA (13+)	35.95
SPELLICOPTER (6-11)..	35.95
TINK TONK (AGE 4-6):	
ABC'S .....	8.95
COUNT AND ADD .....	8.95
SMART THINKER .....	8.95
SPELLING .....	8.95
SUBTRACTION .....	8.95
THINKING SKILLS .....	8.95
ALL 6 TINK TONKS..	39.95
UNICORN:	
10 LITTLE ROBOTS	
(PRE-SCHOOL) .....	26.95
FUN BUNCH (6-ADULT)	26.95
RACECAR RITHMETIC	
(AGE 6+) .....	26.95
WEEKLY READER (PRE-SCHOOL):	
STICKY BEAR SHAPES ..	26.95
STICKY BEAR NUMBERS.	26.95
STICKY BEAR ABC'S ..	26.95
STICKY BEAR OPPOSITE	26.95
SB BASKET BOUNCE ..	26.95
STICKY BEAR BOP .....	26.95
RUN FOR IT .....	26.95
PIC BUILDER .....	26.95

## 800/XL/XE SOFTWARE

ALL TITLES ON CARTRIDGE

### ENTERTAINMENT

3D TIC-TAC-TOE .....	9.95
AIRBALL (XL/XE) .....	24.95
ALIEN AMBUSH .....	9.95
ACE OF ACES (XL/XE) ..	24.95
ARCHON .....	19.95
ASTEROIDS .....	15.95
ASTRO CHASE .....	14.95
ATARI TENNIS .....	9.95
ATLANTIS .....	14.95
BALL BLAZER .....	19.95
BARNYARD BLASTER	
(REQ. LIGHT GUN)...	24.95
BATTLEZONE .....	19.95
B.C. QUEST FOR TIRES	19.95
BLUE MAX .....	19.95
BOULDERS & BOMBS .....	14.95
CAVERNS OF MARS .....	14.95
CENTIPEDE .....	14.95
CHICKEN .....	9.95
CHOPFLIFTER .....	14.95
CLAIM JUMPER (400/800)	9.95
CLOUDBURST .....	9.95
CRIME BUSTER	
(REQ. LIGHT GUN)...	24.95
CROSSBOW .....	24.95
CROSSFIRE .....	9.95
CRYSTAL CASTLES(XL/XE)	19.95
DARK CHAMBERS (XL/XE)	24.95
DAVIDS MIDNIGHT MAGIC	19.95
DEFENDER .....	14.95
DELUXE INVADERS .....	7.95
DESERT FALCON .....	19.95
DIG DUG .....	19.95
DONKEY KONG .....	5.00
DONKEY KONG JR. ....	19.95
EASTERN FRONT (1941)..	19.95
E.T. PHONE HOME .....	9.95
FIGHT NIGHT .....	19.95
FINAL LEGACY .....	19.95
FOOD FIGHT (XL/XE)...	19.95
FOOTBALL .....	14.95
FROGGER .....	14.95
GALAXIAN .....	9.95
GATO .....	24.95
GOLF (400/800) .....	5.00
GYRUSS .....	14.95
HARDBALL .....	19.95
INTO THE EAGLES NEST	19.95
JOURNEY TO PLANETS ..	9.95
JOUST .....	19.95
JUNGLE HUNT .....	19.95
KABOOM! .....	14.95
KARATEKA .....	19.95
KRAZY ANTICS .....	14.95

LODE RUNNER .....	24.95
MARIO BROS. ....	19.95
MEGAMANIA .....	9.95
MILLIPEDE .....	14.95
MISSILE COMMAND .....	5.00
MOON PATROL .....	19.95
MR. COOL .....	9.95
MS. PAC MAN .....	19.95
NECROMANCER .....	19.95
ONE ON ONE (XL/XE)...	19.95
PAC MAN .....	5.00
PENGO .....	19.95
POLE POSITION .....	19.95
POPEYE .....	14.95
Q-BERT .....	14.95
QIX .....	14.95
RESCUE ON FRACTALAS .	19.95
RETURN OF THE JEDI ..	14.95
ROBOTRON:2084 .....	19.95
SKY WRITER .....	14.95
SLIME (400/800).....	9.95
SPACE INVADERS .....	14.95
STAR RAIDERS .....	5.00
STAR RAIDERS II .....	19.95
SUBMARINEE COMMANDER	14.95
SUMMER GAMES (XL/XE).	24.95
SUPER BREAKOUT .....	9.95
SUPER COBRA .....	14.95
THUNDERFOX .....	19.95
TRACK & FIELD .....	24.95
TURMOIL .....	9.95
WIZARD OF WOR.....	5.00

### PRODUCTIVITY

ATARIWRITER .....	19.95
MICROFILER .....	22.50

### EDUCATION

ATARILAB STARTER SET .	29.95
FUN WITH ART .....	14.95
MATH ENCOUNTERS .....	9.95
FISHER PRICE (PRE SCHOOL):	
DANCE FANTASY .....	8.95
LINKING LOGIC .....	8.95
LOGIC LEVELS .....	8.95
MEMORY MANOR .....	8.95
SPINNAKER (AGE 3-10):	
ALF IN COLOR CAVES .	9.95
ALPHABET ZOO .....	9.95
DELTA DRAWING .....	9.95
FACEMAKER .....	9.95
KIDS ON KEYS .....	9.95
KINDERCOMP .....	9.95
(AGE 7 - ADULT):	
ADV. CREATOR (400/800).	9.95
FRACTION FEVER .....	9.95

## SUPER SPECIALS

RECONDITIONED ATARI MERCHANDISE  
30 DAY WARRANTY

<b>800 (48K) COMPUTER</b> \$79.95	<b>SPACE AGE JOYSTICK</b> \$5.00.	<b>1030 MODEM WITH EXPRESS!</b> \$24.95
<b>400 (16K) COMPUTER</b> \$29.95	<b>ATARI TRACKBALL</b> \$9.95	<b>1010 PROGRAM RECORDER</b> \$29.95
<b>1020 COLOR PRINTER/PLOTTER</b> \$19.95	<b>ATARI BOOKKEEPER</b> \$14.95 - NO BOX	<b>DISKETTES AS LOW AS 20 CENTS</b> 10 FOR \$4.00 100 FOR \$29.95 1000 FOR \$200 MOST ARE UNNOTCHED WITH OLD SOFTWARE
<b>40 COLUMNS WIDE</b> (new in box)	<b>ATARI NUMERIC KEYPAD \$7.95</b>	

**SHIPPING INFORMATION** - Prices do not include shipping and handling. Add \$5.00 for small items (\$8.00 Min. for Canada). Add \$8.00 for disk drive. Add \$2.75 for C.O.D. Calif. res. include 7% sales tax. Mastercard and Visa accepted if your telephone is listed in your local phone directory. Orders may be pre-paid with money order, cashier check, or personal check. Personal checks are held for three weeks before order is processed. C.O.D. orders are shipped via UPS and must be paid with cash, cashier check or money order. International and APO orders must be pre-paid with cashier check or money order. \$20.00 minimum on all orders. All sales are final - no refunds - prices are subject to change.

Phone orders accepted **TUESDAY THROUGH FRIDAY** from 10:00 am to 6:00 pm PST.

We carry a full line of **ATARI** products - large public domain library - write or call for free catalogue

**PRICES SUBJECT TO CHANGE WITHOUT NOTICE - ALL SALES ARE FINAL**